

Luminaria

Código COS2-160W2S4-30K7-ffff-gghhh-i_jj-kk
Nombre Coanda Series Start S2 - 160W 30K70 T2S4

Ensayo

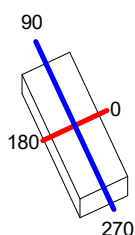
Código Coanda Series Start S2 160W COS2-160W2S4-30K7-ffff-gghhh-i_jj-kk 30K70 T2S4
Nombre Coanda Series Start S2 - 160W 30K70 T2S4

Flujo Luminaria	21600.00 lm	Potencia luminaria	160.00 W	Eficiencia	135.00 lm/W	Rendimiento	100.00%
Flujo de Lámpara	21600.00 lm	Valor Máximo	506.17 cd/klm	Posición	C=20.00 G=64.00	CG	Asimétrico
Luminaria Rectangular		Longit.	730 mm	Anchura	280 mm	Altura	125 mm
Área Luminosa Rectangular		Longit.	730 mm	Anchura	280 mm	Altura	125 mm
Área Luminosa Horizontal		0.204400 m2		Área Emisión sobre Pl. 180°		0.091250 m2	
Área Emisión sobre Pl. 0°		0.091250 m2		Área Emisión sobre Pl. 270°		0.035000 m2	
Área Emisión sobre Pl. 90°		0.035000 m2		Área de deslumbramiento a 76°		0.137988 m2	
Sist. de Coorden.		CG		Tipo de Simetría		Asimétrico	
Fecha		07-02-2022		Máximo Ángulo Gamma		90	
Distancia de Ensayo		0.00		Flujo de Ensayo		16200.00 lm	
Operador				Tensión de alimentación			
Temperatura		25.00 °C		Corriente de alimentación			
Humedad		60.00 %		Fotocélula			
Notas							

Lámparas de la Luminaria

Familia	Código	Nombre	Flujo [lm]	Pot. [W]	Cant.
	COS2-160W2S4-30K7-ffff-gghhh-i_jj-kk	Coanda Series Start S2 - 160W 30K70 T2S4 - 160 W	21600.00	160.00	1
C.I.E.	38 78 97 100 100	D DIN 5040	A20		
F UTE	1.00 E	B NBN	BZ 6 / 0.8 / BZ 5		

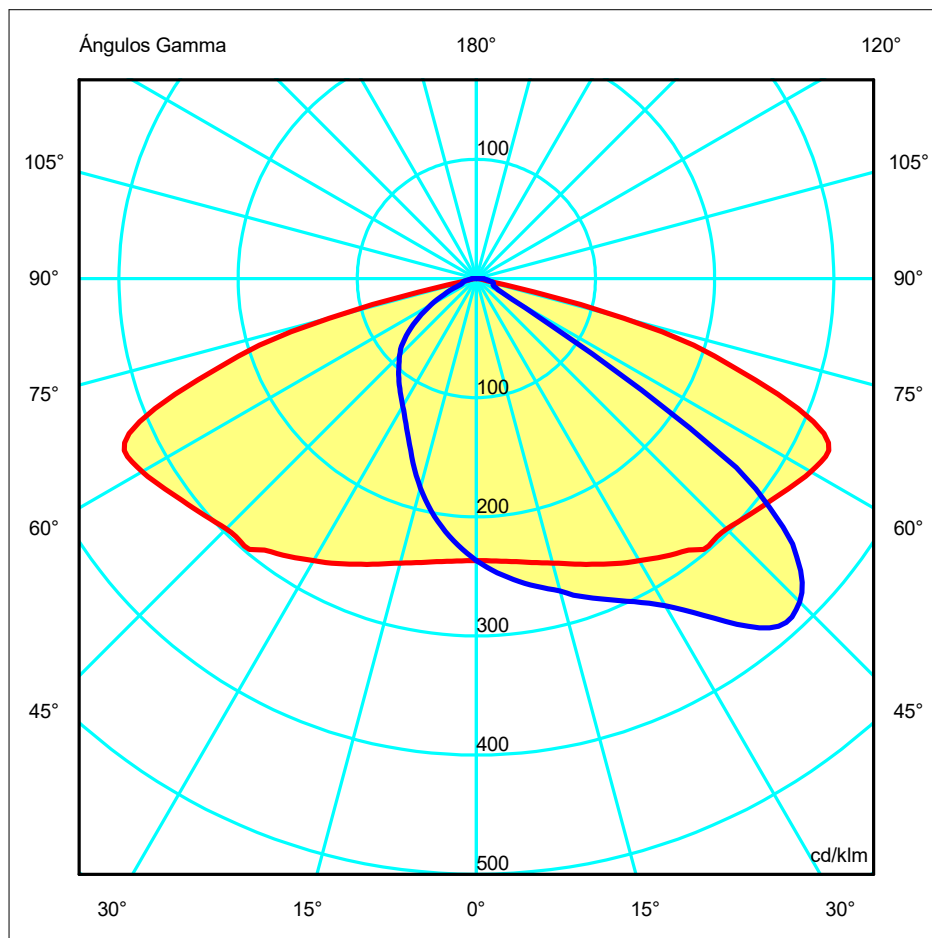
730mm x 280mm



Semiplanos C

180.0 — 0.0
270.0 — 90.0

ULOR 0.00 %
DLOR 100.00 %
RN 0.00 %



Luminaria

Código COS2-160W2S4-30K7-ffff-gghhh-i_jj-kk

Nombre Coanda Series Start S2 - 160W 30K70 T2S4

Ensayo

Código Coanda Series Start S2 160W COS2-160W2S4-30K7-ffff-gghhh-i_jj-kk 30K70 T2S4

Nombre Coanda Series Start S2 - 160W 30K70 T2S4

Flujo Luminaria	21600.00 lm		Potencia luminaria		160.00 W		Eficiencia		135.00 lm/W		Rendimiento		100.00%
Flujo de Lámpara	21600.00 lm		Valor Máximo		506.17 cd/klm		Posición		C=20.00 G=64.00		CG Asimétrico		
Tabla de Intensidad Luminosa cd/klm													
Tabla 1/6													
	C 0.00	C 10.00	C 20.00	C 30.00	C 40.00	C 50.00	C 60.00	C 70.00	C 80.00	C 90.00	C 100.00	C 110.00	C 120.00
G 0.0	236.61	236.61	236.61	236.61	236.61	236.61	236.61	236.61	236.61	236.61	236.61	236.61	236.61
G 1.0	236.71	237.20	237.72	238.16	238.55	238.85	239.10	239.34	239.40	239.47	239.40	239.34	239.10
G 2.0	236.91	237.89	238.82	239.67	240.39	241.00	241.46	241.85	242.02	242.13	242.02	241.85	241.46
G 3.0	237.23	238.65	240.04	241.24	242.28	243.14	243.83	244.39	244.60	244.75	244.60	244.39	243.83
G 4.0	237.56	239.50	241.29	242.83	244.15	245.27	246.18	246.87	247.16	247.37	247.16	246.87	246.18
G 5.0	238.01	240.36	242.55	244.40	246.03	247.39	248.40	249.22	249.55	249.79	249.55	249.22	248.40
G 6.0	238.55	241.36	243.89	246.05	247.94	249.44	250.58	251.48	251.83	252.15	251.83	251.48	250.58
G 7.0	239.15	242.38	245.28	247.77	249.83	251.48	252.67	253.69	254.13	254.45	254.13	253.69	252.67
G 8.0	239.85	243.49	246.78	249.48	251.70	253.45	254.77	255.85	256.37	256.68	256.37	255.85	254.77
G 9.0	240.67	244.71	248.26	251.15	253.53	255.45	256.90	258.07	258.54	258.98	258.54	258.07	256.90
G 10.0	241.62	246.00	249.78	252.85	255.45	257.50	258.98	260.17	260.68	261.10	260.68	260.17	258.98
G 11.0	242.62	247.38	251.36	254.58	257.33	259.47	261.01	262.19	262.67	263.14	262.67	262.19	261.01
G 12.0	243.67	248.72	252.98	256.32	259.21	261.44	262.92	264.11	264.63	265.11	264.63	264.11	262.92
G 13.0	244.71	250.14	254.65	258.10	261.00	263.29	264.80	265.99	266.58	267.12	266.58	265.99	264.80
G 14.0	245.87	251.62	256.35	259.93	262.78	265.10	266.63	267.95	268.61	269.19	268.61	267.95	266.63
G 15.0	247.18	253.21	258.08	261.72	264.56	266.81	268.52	269.97	270.81	271.49	270.81	269.97	268.52
G 16.0	248.58	254.93	259.90	263.57	266.27	268.58	270.63	272.42	273.76	274.52	273.76	272.42	270.63
G 17.0	250.11	256.75	261.82	265.44	268.05	270.50	273.36	275.50	276.73	277.72	276.73	275.50	273.36
G 18.0	251.73	258.63	263.83	267.31	269.89	272.86	276.29	278.02	279.12	280.32	279.12	278.02	276.29
G 19.0	253.38	260.54	265.86	269.27	271.98	275.51	278.52	280.14	281.24	282.72	281.24	280.14	278.52
G 20.0	255.13	262.50	267.92	271.26	274.50	277.63	280.45	282.20	283.49	285.26	283.49	282.20	280.45
G 21.0	256.85	264.52	269.99	273.40	276.84	279.38	282.55	284.42	285.65	287.79	285.65	284.42	282.55
G 22.0	258.57	266.50	272.06	275.77	278.77	281.04	284.57	286.60	287.74	290.26	287.74	286.60	284.57
G 23.0	260.41	268.63	274.19	278.27	280.61	282.76	286.65	288.81	290.09	292.97	290.09	288.81	286.65
G 24.0	262.28	270.76	276.44	280.36	282.53	284.51	288.79	291.20	292.55	295.74	292.55	291.20	288.79
G 25.0	264.21	272.98	278.86	282.33	284.51	286.53	290.93	293.76	295.20	298.65	295.20	293.76	290.93
G 26.0	266.11	275.25	281.38	284.30	286.52	288.68	293.25	296.51	298.03	301.72	298.03	296.51	293.25
G 27.0	267.99	277.48	283.66	286.39	288.71	290.89	295.72	299.45	301.09	305.00	301.09	299.45	295.72
G 28.0	269.82	279.65	285.79	288.54	290.87	293.35	298.22	302.61	304.45	308.61	304.45	302.61	298.22
G 29.0	271.60	281.78	287.84	290.80	293.15	295.81	301.04	306.20	308.20	312.60	308.20	306.20	301.04
G 30.0	273.38	283.94	289.84	293.12	295.61	298.58	304.13	310.02	312.30	317.06	312.30	310.02	304.13
G 31.0	275.25	285.92	291.97	295.54	298.18	301.53	307.55	314.28	317.10	322.13	317.10	314.28	307.55
G 32.0	277.20	287.80	294.09	298.05	301.05	304.58	311.19	319.10	322.38	327.72	322.38	319.10	311.19
G 33.0	279.25	289.78	296.25	300.52	304.02	307.84	315.31	324.56	328.51	334.06	328.51	324.56	315.31
G 34.0	281.25	291.84	298.52	303.35	306.91	311.48	319.89	330.61	335.18	340.75	335.18	330.61	319.89
G 35.0	283.20	294.08	301.05	306.38	310.08	315.47	325.00	337.53	342.24	348.07	342.24	337.53	325.00
G 36.0	285.12	296.36	304.13	309.11	313.35	319.92	330.81	344.75	349.74	355.64	349.74	344.75	330.81
G 37.0	287.02	298.89	307.46	311.92	316.72	324.87	337.46	352.63	357.41	363.19	357.41	352.63	337.46
G 38.0	289.06	302.22	311.03	314.89	320.30	330.60	344.86	360.58	365.01	370.36	365.01	360.58	344.86
G 39.0	292.91	306.55	314.65	317.63	324.41	337.02	353.12	368.72	372.06	377.15	372.06	368.72	353.12
G 40.0	296.74	311.99	317.63	320.54	328.85	344.43	361.74	376.26	378.08	382.54	378.08	376.26	361.74
G 41.0	297.17	314.78	320.75	323.82	334.03	352.45	370.66	383.12	382.60	386.48	382.60	383.12	370.66
G 42.0	296.46	312.91	323.63	327.62	340.17	361.43	379.15	388.54	385.35	388.39	385.35	388.54	379.15
G 43.0	296.07	311.69	323.76	332.02	347.24	370.96	386.94	392.15	385.90	388.19	385.90	392.15	386.94
G 44.0	296.33	311.83	323.98	337.47	355.31	381.03	393.38	393.51	384.75	386.32	384.75	393.51	393.38
G 45.0	297.12	313.06	325.67	342.37	364.54	390.78	398.10	393.05	382.46	383.69	382.46	393.05	398.10
G 46.0	298.22	314.83	328.32	346.72	374.86	400.08	400.45	391.56	379.20	379.54	379.20	391.56	400.45
G 47.0	299.59	317.19	331.77	351.53	386.65	408.46	401.69	389.18	374.21	373.89	374.21	389.18	401.69
G 48.0	301.10	319.87	335.66	357.85	398.89	414.74	401.27	385.42	367.10	366.00	367.10	385.42	401.27
G 49.0	302.62	322.82	340.20	366.03	410.26	418.35	400.27	379.65	358.54	356.35	358.54	379.65	400.27
G 50.0	304.16	326.13	345.50	375.87	421.45	420.22	397.77	371.89	349.70	346.31	349.70	371.89	397.77
G 51.0	305.87	329.60	351.44	387.33	430.90	419.93	392.76	363.10	337.65	331.08	337.65	363.10	392.76
G 52.0	307.66	333.28	358.39	400.54	437.34	419.04	385.12	353.58	319.88	312.10	319.88	353.58	385.12
G 53.0	309.45	337.51	366.62	414.73	441.12	418.02	376.62	338.91	300.96	293.45	300.96	338.91	376.62
G 54.0	311.34	342.26	375.85	429.39	441.82	413.81	369.06	320.53	282.66	269.42	282.66	320.53	369.06
G 55.0	313.38	347.41	386.50	443.69	440.95	405.71	356.40	302.34	242.07	218.21	242.07	302.34	356.40
G 56.0	315.42	353.15	398.14	457.04	439.66	395.97	337.04	278.71	188.55	167.00	188.55	278.71	337.04
G 57.0	317.61	359.62	411.49	467.69	439.52	388.28	318.94	228.81	139.02	115.85	139.02	228.81	318.94
G 58.0	319.83	366.84	426.52	474.84	436.48	380.73	300.70	174.90	87.23	72.72	87.23	174.90	300.70
G 59.0	322.08	374.69	442.55	477.57	428.11	364.62	267.53	121.10	61.89	48.01	61.89	121.10	267.53
G 60.0	324.15	382.79	459.45	476.62	417.66	343.90	214.11	77.00	37.02	34.66	37.02	77.00	214.11
G 61.0	325.81	391.41	476.45	475.58	410.04	327.87	161.01	47.79	27.49	27.45	27.49	47.79	161.01
G 62.0	327.56	400.54	490.66	475.35	406.15	307.88	108.93	31.10	22.89	23.23	22.89	31.10	108.93
G 63.0	328.88	408.85	501.28	474.07	397.20	276.69	77.70	22.60	19.95	20.41	19.95	22.60	77.70
G 64.0	328.94	414.85	506.17	469.20	378.37	226.75	46.74	18.99	17.93	18.55	17.93	18.99	46.74
G 65.0	326.05	417.58	503.94	456.89	360.90	175.98	29.57	16.89	16.71				

Luminaria

Código COS2-160W2S4-30K7-ffff-gghhh-i_jj-kk

Nombre Coanda Series Start S2 - 160W 30K70 T2S4

Ensayo

Código Coanda Series Start S2 160W COS2-160W2S4-30K7-ffff-gghhh-i_jj-kk 30K70 T2S4

Nombre Coanda Series Start S2 - 160W 30K70 T2S4

Flujo Luminaria	21600.00 lm		Potencia luminaria		160.00 W		Eficiencia		135.00 lm/W		Rendimiento		100.00%	
Flujo de Lámpara	21600.00 lm		Valor Máximo		506.17 cd/klm		Posición		C=20.00 G=64.00		CG Asimétrico			
Tabla de Intensidad Luminosa cd/klm														Tabla 2/6
	C 130.00	C 140.00	C 150.00	C 160.00	C 170.00	C 180.00	C 190.00	C 200.00	C 210.00	C 220.00	C 230.00	C 240.00	C 250.00	
G 0.0	236.61	236.61	236.61	236.61	236.61	236.61	236.61	236.61	236.61	236.61	236.61	236.61	236.61	236.61
G 1.0	238.85	238.55	238.16	237.72	237.20	236.71	236.21	235.69	235.25	234.79	234.37	234.11	233.85	233.85
G 2.0	241.00	240.39	239.67	238.82	237.89	236.91	235.91	234.89	233.93	233.02	232.20	231.55	231.03	231.03
G 3.0	243.14	242.28	241.24	240.04	238.65	237.23	235.72	234.11	232.65	231.22	229.90	228.91	228.09	228.09
G 4.0	245.27	244.15	242.83	241.29	239.50	237.56	235.60	233.45	231.45	229.50	227.69	226.27	225.10	225.10
G 5.0	247.39	246.03	244.40	242.55	240.36	238.01	235.58	232.89	230.30	227.81	225.51	223.67	222.10	222.10
G 6.0	249.44	247.94	246.05	243.89	241.36	238.55	235.58	232.38	229.21	226.16	223.35	221.01	219.06	219.06
G 7.0	251.48	249.83	247.77	245.28	242.38	239.15	235.73	231.93	228.14	224.45	221.09	218.30	215.99	215.99
G 8.0	253.45	251.70	249.48	246.78	243.49	239.85	235.93	231.52	227.13	222.77	218.81	215.57	212.83	212.83
G 9.0	255.45	253.53	251.15	248.26	244.71	240.67	236.23	231.20	226.17	221.10	216.54	212.70	209.52	209.52
G 10.0	257.50	255.45	252.85	249.78	246.00	241.62	236.67	230.98	225.25	219.47	214.15	209.69	206.07	206.07
G 11.0	259.47	257.33	254.58	251.36	247.38	242.62	237.20	230.89	224.40	217.86	211.73	206.63	202.53	202.53
G 12.0	261.44	259.21	256.32	252.98	248.72	243.67	237.75	230.84	223.63	216.28	209.39	203.64	198.90	198.90
G 13.0	263.29	261.00	258.10	254.65	250.14	244.71	238.27	230.71	222.82	214.66	207.04	200.52	195.12	195.12
G 14.0	265.10	262.78	259.93	256.35	251.62	245.87	238.96	230.70	222.01	213.09	204.60	197.35	191.28	191.28
G 15.0	266.81	264.56	261.72	258.08	253.21	247.18	239.84	230.87	221.30	211.50	202.18	194.16	187.41	187.41
G 16.0	268.58	266.27	263.57	259.90	254.93	248.58	240.77	231.16	220.70	209.95	199.62	190.85	183.51	183.51
G 17.0	270.50	268.05	265.44	261.82	256.75	250.11	241.83	231.52	220.25	208.44	197.05	187.50	179.58	179.58
G 18.0	272.86	269.89	267.31	263.83	258.63	251.73	243.00	232.00	219.83	207.01	194.65	184.22	175.69	175.69
G 19.0	275.51	271.98	269.27	265.86	260.54	253.38	244.18	232.49	219.51	205.65	192.34	181.04	171.73	171.73
G 20.0	277.63	274.50	271.26	267.92	262.50	255.13	245.38	233.01	219.18	204.33	190.16	177.83	167.70	167.70
G 21.0	279.38	276.84	273.40	269.99	264.52	256.85	246.71	233.66	218.92	203.08	187.97	174.56	163.66	163.66
G 22.0	281.04	278.77	275.77	272.06	266.50	258.57	248.07	234.43	218.77	201.89	185.80	171.33	159.74	159.74
G 23.0	282.76	280.61	278.27	274.19	268.63	260.41	249.53	235.23	218.69	200.83	183.62	168.23	156.04	156.04
G 24.0	284.51	282.53	280.36	276.44	270.76	262.28	250.96	236.05	218.62	199.79	181.45	165.20	152.52	152.52
G 25.0	286.53	284.51	282.33	278.86	272.98	264.21	252.45	236.80	218.62	198.74	179.47	162.28	149.27	149.27
G 26.0	288.68	286.52	284.30	281.38	275.25	266.11	253.92	237.60	218.55	197.77	177.43	159.41	146.10	146.10
G 27.0	290.89	288.71	286.39	283.66	277.48	267.99	255.32	238.21	218.50	196.81	175.48	156.80	143.08	143.08
G 28.0	293.35	290.87	288.54	285.79	279.65	269.82	256.63	238.90	218.44	195.88	173.48	154.21	140.09	140.09
G 29.0	295.81	293.15	290.80	287.84	281.78	271.60	257.97	239.65	218.39	194.84	171.62	151.61	137.22	137.22
G 30.0	298.58	295.61	293.12	289.84	283.94	273.38	259.31	240.40	218.35	193.74	169.65	148.99	134.40	134.40
G 31.0	301.53	298.18	295.54	291.97	285.92	275.25	260.71	241.25	218.28	192.58	167.69	146.40	131.80	131.80
G 32.0	304.58	301.05	298.05	294.09	287.80	277.20	262.21	242.06	218.14	191.34	165.65	143.82	129.35	129.35
G 33.0	307.84	304.02	300.52	296.25	289.78	279.25	263.86	242.85	217.95	190.09	163.51	141.33	126.90	126.90
G 34.0	311.48	306.91	303.35	298.52	291.84	281.25	265.40	243.65	217.59	188.80	161.26	138.91	124.53	124.53
G 35.0	315.47	310.08	306.38	301.05	294.08	283.20	266.94	244.39	217.17	187.37	158.89	136.44	122.27	122.27
G 36.0	319.92	313.35	309.11	304.13	296.36	285.12	268.47	244.94	216.48	185.65	156.53	134.00	119.96	119.96
G 37.0	324.87	316.72	311.92	307.46	298.89	287.02	269.95	245.44	215.73	183.80	154.15	131.56	117.59	117.59
G 38.0	330.60	320.30	314.89	311.03	302.22	289.06	271.42	245.84	214.88	181.87	151.72	129.09	115.31	115.31
G 39.0	337.02	324.41	317.63	314.65	306.55	292.91	273.30	246.20	213.96	179.85	149.25	126.60	112.98	112.98
G 40.0	344.43	328.85	320.54	317.63	311.99	296.74	274.91	246.28	212.69	177.63	146.57	124.09	110.62	110.62
G 41.0	352.45	334.03	323.82	320.75	314.78	297.17	274.92	245.68	211.19	175.25	143.83	121.54	108.35	108.35
G 42.0	361.43	340.17	327.62	323.63	312.91	296.46	274.54	244.87	209.58	172.85	141.03	118.91	105.98	105.98
G 43.0	370.96	347.24	332.02	323.76	311.69	296.07	274.32	244.07	207.88	170.27	138.15	116.32	103.62	103.62
G 44.0	381.03	355.31	337.47	323.98	311.83	296.33	274.42	243.33	206.01	167.48	135.25	113.64	101.23	101.23
G 45.0	390.78	364.54	342.37	325.67	313.06	297.12	274.72	242.58	203.90	164.49	132.11	110.89	98.79	98.79
G 46.0	400.08	374.86	346.72	328.32	314.83	298.22	275.00	241.73	201.56	161.05	128.77	108.07	96.44	96.44
G 47.0	408.46	386.65	351.53	331.77	317.19	299.59	275.28	240.75	199.03	157.47	125.34	105.19	93.93	93.93
G 48.0	414.74	398.89	357.85	335.66	319.87	301.10	275.47	239.54	196.25	153.80	121.76	102.28	91.33	91.33
G 49.0	418.35	410.26	366.03	340.20	322.82	302.62	275.65	238.08	193.14	149.86	118.01	99.22	88.50	88.50
G 50.0	420.22	421.45	375.87	345.50	326.13	304.16	275.67	236.42	189.74	145.58	114.05	96.06	85.48	85.48
G 51.0	419.93	430.90	387.33	351.44	329.60	305.87	275.63	234.49	185.65	140.89	109.93	92.80	82.30	82.30
G 52.0	419.04	437.34	400.54	358.39	333.28	307.66	275.50	232.13	181.00	136.61	105.59	89.17	78.85	78.85
G 53.0	418.02	441.12	414.73	366.62	337.51	309.45	275.17	229.27	175.82	129.96	100.98	85.28	75.24	75.24
G 54.0	413.81	441.82	429.39	375.85	342.26	311.34	274.65	225.92	169.84	123.78	95.73	81.10	71.58	71.58
G 55.0	405.71	440.95	443.69	386.50	347.41	313.38	273.66	221.97	163.10	116.96	90.22	76.72	67.75	67.75
G 56.0	395.97	439.66	457.04	398.14	353.15	315.42	272.51	217.15	155.58	109.73	84.35	72.06	63.80	63.80
G 57.0	388.28	439.52	467.69	411.49	359.62	317.61	271.15	211.57	147.29	101.85	78.20	67.09	59.85	59.85
G 58.0	380.73	436.48	474.84	426.52	366.84	319.83	269.21	205.28	137.87	93.54	71.88	61.90	55.80	55.80
G 59.0	364.62	428.11	477.57	442.55	374.69	322.08	266.54	198.13	127.51	84.58	65.19	56.61	51.39	51.39
G 60.0	343.90	417.66	476.62	459.45	382.79	324.15	263.41	189.26	116.12	75.60	58.58	51.23	46.78	466.

Luminaria

Código COS2-160W2S4-30K7-ffff-gghhh-i_jj-kk
Nombre Coanda Series Start S2 - 160W 30K70 T2S4

Ensayo

Código Coanda Series Start S2 160W COS2-160W2S4-30K7-ffff-gghhh-i_jj-kk 30K70 T2S4
Nombre Coanda Series Start S2 - 160W 30K70 T2S4

Flujo Luminaria	21600.00 lm	Potencia luminaria	160.00 W	Eficiencia	135.00 lm/W	Rendimiento	100.00%
Flujo de Lámpara	21600.00 lm	Valor Máximo	506.17 cd/klm	Posición	C=20.00 G=64.00	CG	Asimétrico

Tabla de Intensidad Luminosa cd/klm Tabla 3/6

	C 260.00	C 270.00	C 280.00	C 290.00	C 300.00	C 310.00	C 320.00	C 330.00	C 340.00	C 350.00
G 0.0	236.61	236.61	236.61	236.61	236.61	236.61	236.61	236.61	236.61	236.61
G 1.0	233.70	233.61	233.70	233.85	234.11	234.37	234.79	235.25	235.69	236.21
G 2.0	230.70	230.58	230.70	231.03	231.55	232.20	233.02	233.93	234.89	235.91
G 3.0	227.62	227.38	227.62	228.09	228.91	229.90	231.22	232.65	234.11	235.72
G 4.0	224.40	224.12	224.40	225.10	226.27	227.69	229.50	231.45	233.45	235.60
G 5.0	221.20	220.80	221.20	222.10	223.67	225.51	227.81	230.30	232.89	235.58
G 6.0	217.89	217.37	217.89	219.06	221.01	223.35	226.16	229.21	232.38	235.58
G 7.0	214.51	213.91	214.51	215.99	218.30	221.09	224.45	228.14	231.93	235.73
G 8.0	211.04	210.21	211.04	212.83	215.57	218.81	222.77	227.13	231.52	235.93
G 9.0	207.45	206.50	207.45	209.52	212.70	216.54	221.10	226.17	231.20	236.23
G 10.0	203.77	202.70	203.77	206.07	209.69	214.15	219.47	225.25	230.98	236.67
G 11.0	200.04	198.72	200.04	202.53	206.63	211.73	217.86	224.40	230.89	237.20
G 12.0	196.07	194.66	196.07	198.90	203.64	209.39	216.28	223.63	230.84	237.75
G 13.0	192.04	190.60	192.04	195.12	200.52	207.04	214.66	222.82	230.71	238.27
G 14.0	187.86	186.24	187.86	191.28	197.35	204.60	213.09	222.01	230.70	238.96
G 15.0	183.56	181.86	183.56	187.41	194.16	202.18	211.50	221.30	230.87	239.84
G 16.0	179.26	177.34	179.26	183.51	190.85	199.62	209.95	220.70	231.16	240.77
G 17.0	174.98	172.85	174.98	179.58	187.50	197.05	208.44	220.25	231.52	241.83
G 18.0	170.40	168.34	170.40	175.69	184.22	194.65	207.01	219.83	232.00	243.00
G 19.0	165.82	163.66	165.82	171.73	181.04	192.34	205.65	219.51	232.49	244.18
G 20.0	161.29	159.02	161.29	167.70	177.83	190.16	204.33	219.18	233.01	245.38
G 21.0	156.90	154.42	156.90	163.66	174.56	187.97	203.08	218.92	233.66	246.71
G 22.0	152.56	150.03	152.56	159.74	171.33	185.80	201.89	218.77	234.43	248.07
G 23.0	148.46	145.94	148.46	156.04	168.23	183.62	200.83	218.69	235.23	249.53
G 24.0	144.75	142.20	144.75	152.52	165.20	181.45	199.79	218.62	236.05	250.96
G 25.0	141.27	138.72	141.27	149.27	162.28	179.47	198.74	218.62	236.80	252.45
G 26.0	137.93	135.31	137.93	146.10	159.41	177.43	197.77	218.55	237.60	253.92
G 27.0	134.72	132.03	134.72	143.08	156.80	175.48	196.81	218.50	238.21	255.32
G 28.0	131.67	129.03	131.67	140.09	154.21	173.48	195.88	218.44	238.90	256.63
G 29.0	128.82	126.29	128.82	137.22	151.61	171.62	194.84	218.39	239.65	257.97
G 30.0	126.17	123.75	126.17	134.40	148.99	169.65	193.74	218.35	240.40	259.31
G 31.0	123.70	121.37	123.70	131.80	146.40	167.69	192.58	218.28	241.25	260.71
G 32.0	121.32	119.02	121.32	129.35	143.82	165.65	191.34	218.14	242.06	262.21
G 33.0	119.01	116.76	119.01	126.90	141.33	163.51	190.09	217.95	242.85	263.86
G 34.0	116.80	114.54	116.80	124.53	138.91	161.26	188.80	217.59	243.65	265.40
G 35.0	114.57	112.32	114.57	122.27	136.44	158.89	187.37	217.17	244.39	266.94
G 36.0	112.35	110.25	112.35	119.96	134.00	156.53	185.65	216.48	244.94	268.47
G 37.0	110.22	108.10	110.22	117.59	131.56	154.15	183.80	215.73	245.44	269.95
G 38.0	108.01	105.96	108.01	115.31	129.09	151.72	181.87	214.88	245.84	271.42
G 39.0	105.85	103.82	105.85	112.98	126.60	149.25	179.85	213.96	246.20	273.30
G 40.0	103.65	101.65	103.65	110.62	124.09	146.57	177.63	212.69	246.28	274.91
G 41.0	101.43	99.50	101.43	108.35	121.54	143.83	175.25	211.19	245.68	274.92
G 42.0	99.23	97.36	99.23	105.98	118.91	141.03	172.85	209.58	244.87	274.54
G 43.0	97.09	95.25	97.09	103.62	116.32	138.15	170.27	207.88	244.07	274.32
G 44.0	95.00	93.28	95.00	101.23	113.64	135.25	167.48	206.01	243.33	274.42
G 45.0	92.95	91.25	92.95	98.79	110.89	132.11	164.49	203.90	242.58	274.72
G 46.0	90.80	89.23	90.80	96.44	108.07	128.77	161.05	201.56	241.73	275.00
G 47.0	88.56	87.13	88.56	93.93	105.19	125.34	157.47	199.03	240.75	275.28
G 48.0	86.14	84.60	86.14	91.33	102.28	121.76	153.80	196.25	239.54	275.47
G 49.0	83.38	81.82	83.38	88.50	99.22	118.01	149.86	193.14	238.08	275.65
G 50.0	80.42	78.90	80.42	85.48	96.06	114.05	145.58	189.74	236.42	275.67
G 51.0	77.30	75.76	77.30	82.30	92.80	109.93	140.89	185.65	234.49	275.63
G 52.0	73.97	72.50	73.97	78.85	89.17	105.59	135.61	181.00	232.13	275.50
G 53.0	70.61	69.05	70.61	75.24	85.28	100.98	129.96	175.82	229.27	275.17
G 54.0	67.12	65.53	67.12	71.58	81.10	95.73	123.78	169.84	225.92	274.65
G 55.0	63.47	62.01	63.47	67.75	76.72	90.22	116.96	163.10	221.97	273.66
G 56.0	59.90	58.53	59.90	63.80	72.06	84.35	109.73	155.58	217.15	272.51
G 57.0	56.46	55.12	56.46	59.85	67.09	78.20	101.85	147.29	211.57	271.15
G 58.0	52.83	51.57	52.83	55.80	61.90	71.88	93.54	137.87	205.28	269.21
G 59.0	49.11	47.88	49.11	51.39	56.61	65.19	84.58	127.51	198.13	266.54
G 60.0	45.40	44.17	45.40	46.78	51.23	58.58	75.60	116.12	189.26	263.41
G 61.0	41.56	40.58	41.56	42.25	45.75	52.19	67.06	103.76	179.61	259.58
G 62.0	37.77	37.14	37.77	37.53	40.52	46.09	59.01	91.04	167.93	254.80
G 63.0	33.97	33.72	33.97	33.07	35.57	40.46	51.57	78.44	155.06	248.35
G 64.0	30.32	30.44	30.32	28.95	31.12	34.92	44.75	66.30	141.41	239.65
G 65.0	26.97	27.37	26.97	25.48	27.11	29.79	38.65	55.34	124.13	229.09
G 66.0	23.96	24.65	23.96	22.45	23.49	25.22	32.95	45.50	104.32	215.55
G 67.0	20.77	20.85	20.77	19.76	20.33	21.73	27.73	36.94	82.68	198.29
G 68.0	17.54	17.76	17.54	17.26	17.81	18.95	23.23	30.12	62.03	177.77
G 69.0	15.40	15.82	15.40	15.04	15.67	16.54	19.44	24.63	44.46	154.97
G 70.0	14.08	14.53	14.08	13.60	14.00	14.61	16.56	20.02	30.56	128.89
G 71.0	13.13	13.63	13.13	12.65	12.90	13.19	14.51	16.38	20.95	101.08
G 72.0	12.39	12.94	12.39	11.98	12.14	12.31	13.08	13.82	15.05	75.06

Luminaria

Código COS2-160W2S4-30K7-ffff-gghhh-i_jj-kk
 Nombre Coanda Series Start S2 - 160W 30K70 T2S4

Ensayo

Código Coanda Series Start S2 160W COS2-160W2S4-30K7-ffff-gghhh-i_jj-kk 30K70 T2S4
 Nombre Coanda Series Start S2 - 160W 30K70 T2S4

Flujo Luminaria	21600.00 lm	Potencia luminaria	160.00 W	Eficiencia	135.00 lm/W	Rendimiento	100.00%
Flujo de Lámpara	21600.00 lm	Valor Máximo	506.17 cd/klm	Posición	C=20.00 G=64.00	CG	Asimétrico

Tabla de Intensidad Luminosa cd/klm Tabla 4/6

	C 0.00	C 10.00	C 20.00	C 30.00	C 40.00	C 50.00	C 60.00	C 70.00	C 80.00	C 90.00	C 100.00	C 110.00	C 120.00
G 73.0	190.64	281.73	291.29	223.50	88.45	13.69	11.74	13.16	14.15	14.79	14.15	13.16	11.74
G 74.0	162.06	244.47	255.99	193.11	69.46	12.29	11.50	13.15	14.08	14.66	14.08	13.15	11.50
G 75.0	128.11	210.45	220.61	165.75	53.08	11.66	11.47	13.40	14.17	14.63	14.17	13.40	11.47
G 76.0	90.22	172.85	186.29	138.42	40.75	11.21	11.46	13.29	14.15	14.55	14.15	13.29	11.46
G 77.0	49.73	135.21	155.52	114.17	31.21	10.61	11.15	13.02	13.73	14.07	13.73	13.02	11.15
G 78.0	25.13	93.77	129.72	92.28	24.14	10.02	10.75	12.45	13.01	13.32	13.01	12.45	10.75
G 79.0	9.16	56.92	107.64	73.64	18.89	9.54	10.37	11.86	12.20	12.49	12.20	11.86	10.37
G 80.0	7.19	33.91	83.56	58.07	14.76	8.96	9.92	11.24	11.41	11.49	11.41	11.24	9.92
G 81.0	6.19	18.21	59.47	45.85	11.79	8.36	9.35	10.54	10.55	10.55	10.55	10.54	9.35
G 82.0	5.34	7.87	39.30	36.55	9.68	7.90	8.74	9.76	9.65	9.74	9.65	9.76	8.74
G 83.0	4.66	5.49	25.05	29.25	8.21	7.43	8.18	9.01	8.96	9.22	8.96	9.01	8.18
G 84.0	4.12	4.69	16.29	23.25	7.18	6.92	7.60	8.37	8.42	8.69	8.42	8.37	7.60
G 85.0	3.66	4.03	10.78	18.39	6.36	6.53	7.22	8.00	7.96	8.12	7.96	8.00	7.22
G 86.0	3.25	3.51	6.74	14.16	5.83	6.37	6.90	7.58	7.27	7.35	7.27	7.58	6.90
G 87.0	2.79	3.05	4.51	10.60	5.37	5.73	6.48	7.12	6.57	6.60	6.57	7.12	6.48
G 88.0	2.36	2.68	3.73	7.80	4.53	4.84	5.73	6.54	6.06	6.01	6.06	6.54	5.73
G 89.0	1.98	2.25	3.02	5.45	3.66	4.49	5.39	6.19	5.61	5.65	5.61	6.19	5.39
G 90.0	1.66	1.85	2.41	3.72	3.33	4.11	4.72	5.42	5.00	5.02	5.00	5.42	4.72

Luminaria

Código COS2-160W2S4-30K7-ffff-gghhh-i_jj-kk
 Nombre Coanda Series Start S2 - 160W 30K70 T2S4

Ensayo

Código Coanda Series Start S2 160W COS2-160W2S4-30K7-ffff-gghhh-i_jj-kk 30K70 T2S4
 Nombre Coanda Series Start S2 - 160W 30K70 T2S4

Flujo Luminaria	21600.00 lm	Potencia luminaria	160.00 W	Eficiencia	135.00 lm/W	Rendimiento	100.00%
Flujo de Lámpara	21600.00 lm	Valor Máximo	506.17 cd/klm	Posición	C=20.00 G=64.00	CG	Asimétrico

Tabla de Intensidad Luminosa cd/klm Tabla 5/6

	C 130.00	C 140.00	C 150.00	C 160.00	C 170.00	C 180.00	C 190.00	C 200.00	C 210.00	C 220.00	C 230.00	C 240.00	C 250.00
G 73.0	13.69	88.45	223.50	291.29	281.73	190.64	49.08	11.83	12.17	12.12	11.61	11.60	11.48
G 74.0	12.29	69.46	193.11	255.99	244.47	162.06	27.36	10.51	11.22	11.39	11.05	11.14	11.09
G 75.0	11.66	53.08	165.75	220.61	210.45	128.11	13.56	9.95	10.61	10.84	10.57	10.80	11.05
G 76.0	11.21	40.75	138.42	186.29	172.85	90.22	10.53	9.63	10.12	10.34	10.14	10.48	10.86
G 77.0	10.61	31.21	114.17	155.52	135.21	49.73	9.45	9.35	9.66	9.85	9.75	10.05	10.52
G 78.0	10.02	24.14	92.28	129.72	93.77	25.13	8.83	8.97	9.14	9.27	9.17	9.44	9.85
G 79.0	9.54	18.89	73.64	107.64	56.92	9.16	8.32	8.57	8.55	8.61	8.45	8.57	9.01
G 80.0	8.96	14.76	58.07	83.56	33.91	7.19	7.65	8.05	7.87	8.00	7.76	7.90	7.87
G 81.0	8.36	11.79	45.85	59.47	18.21	6.19	6.70	7.15	7.15	7.35	7.13	6.96	7.08
G 82.0	7.90	9.68	36.55	39.30	7.87	5.34	5.74	6.21	6.51	6.67	6.34	6.32	6.43
G 83.0	7.43	8.21	29.25	25.05	5.49	4.66	4.98	5.40	5.97	6.02	5.70	5.77	5.84
G 84.0	6.92	7.18	23.25	16.29	4.69	4.12	4.30	4.81	5.41	5.32	5.16	5.28	5.37
G 85.0	6.53	6.36	18.39	10.78	4.03	3.66	3.70	4.30	4.87	4.78	4.63	4.79	4.84
G 86.0	6.37	5.83	14.16	6.74	3.51	3.25	3.17	3.82	4.36	4.26	4.15	4.26	4.33
G 87.0	5.73	5.37	10.60	4.51	3.05	2.79	2.75	3.46	3.88	3.77	3.64	3.72	3.82
G 88.0	4.84	4.53	7.80	3.73	2.68	2.36	2.40	3.10	3.48	3.29	3.17	3.28	3.43
G 89.0	4.49	3.66	5.45	3.02	2.25	1.98	2.08	2.76	3.01	2.90	2.84	2.93	3.09
G 90.0	4.11	3.33	3.72	2.41	1.85	1.66	1.76	2.25	2.58	2.57	2.54	2.63	2.77

Luminaria

Código COS2-160W2S4-30K7-ffff-gghhh-i_jj-kk
 Nombre Coanda Series Start S2 - 160W 30K70 T2S4

Ensayo

Código Coanda Series Start S2 160W COS2-160W2S4-30K7-ffff-gghhh-i_jj-kk 30K70 T2S4
 Nombre Coanda Series Start S2 - 160W 30K70 T2S4

Flujo Luminaria	21600.00 lm	Potencia luminaria	160.00 W	Eficiencia	135.00 lm/W	Rendimiento	100.00%
Flujo de Lámpara	21600.00 lm	Valor Máximo	506.17 cd/klm	Posición	C=20.00 G=64.00	CG	Asimétrico

Tabla de Intensidad Luminosa cd/klm Tabla 6/6

	C 260.00	C 270.00	C 280.00	C 290.00	C 300.00	C 310.00	C 320.00	C 330.00	C 340.00	C 350.00
G 73.0	11.82	12.31	11.82	11.48	11.60	11.61	12.12	12.17	11.83	49.08
G 74.0	11.40	11.85	11.40	11.09	11.14	11.05	11.39	11.22	10.51	27.36
G 75.0	11.42	11.94	11.42	11.05	10.80	10.57	10.84	10.61	9.95	13.56
G 76.0	11.38	11.71	11.38	10.86	10.48	10.14	10.34	10.12	9.63	10.53
G 77.0	11.03	11.19	11.03	10.52	10.05	9.75	9.85	9.66	9.35	9.45
G 78.0	10.30	10.58	10.30	9.85	9.44	9.17	9.27	9.14	8.97	8.83
G 79.0	9.32	9.62	9.32	9.01	8.57	8.45	8.61	8.55	8.57	8.32
G 80.0	7.91	8.22	7.91	7.87	7.90	7.76	8.00	7.87	8.05	7.65
G 81.0	7.16	7.24	7.16	7.08	6.96	7.13	7.35	7.15	7.15	6.70
G 82.0	6.53	6.58	6.53	6.43	6.32	6.34	6.67	6.51	6.21	5.74
G 83.0	5.95	6.03	5.95	5.84	5.77	5.70	6.02	5.97	5.40	4.98
G 84.0	5.48	5.55	5.48	5.37	5.28	5.16	5.32	5.41	4.81	4.30
G 85.0	4.98	4.99	4.98	4.84	4.79	4.63	4.78	4.87	4.30	3.70
G 86.0	4.45	4.51	4.45	4.33	4.26	4.15	4.26	4.36	3.82	3.17
G 87.0	3.90	4.09	3.90	3.82	3.72	3.64	3.77	3.88	3.46	2.75
G 88.0	3.55	3.85	3.55	3.43	3.28	3.17	3.29	3.48	3.10	2.40
G 89.0	3.26	3.62	3.26	3.09	2.93	2.84	2.90	3.01	2.76	2.08
G 90.0	2.94	3.32	2.94	2.77	2.63	2.54	2.57	2.58	2.25	1.76

Luminaria

Código COS2-160W2S4-30K7-ffff-gghhh-i_jj-kk
Nombre Coanda Series Start S2 - 160W 30K70 T2S4

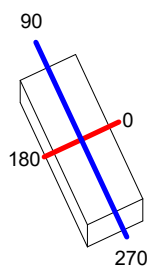
Ensayo

Código Coanda Series Start S2 160W COS2-160W2S4-30K7-ffff-gghhh-i_jj-kk 30K70 T2S4
Nombre Coanda Series Start S2 - 160W 30K70 T2S4

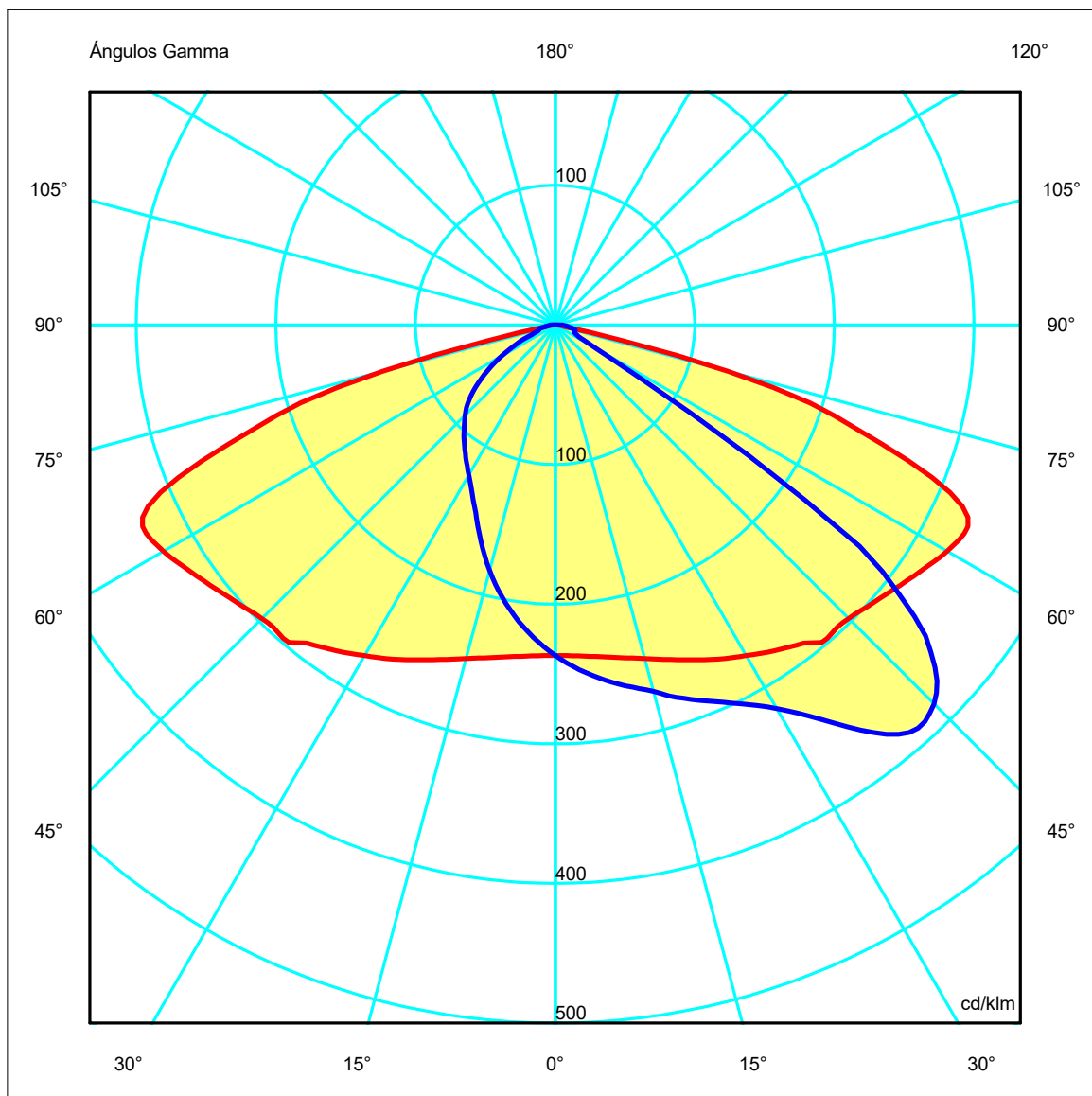
Flujo Luminaria	21600.00 lm	Potencia luminaria	160.00 W	Eficiencia	135.00 lm/W	Rendimiento	100.00%
Flujo de Lámpara	21600.00 lm	Valor Máximo	506.17 cd/klm	Posición	C=20.00 G=64.00	CG	Asimétrico

730mm x 280mm

Semiplanos C



180.0 ————— 0.0
270.0 ————— 90.0



Luminaria

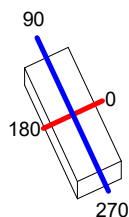
Código COS2-160W2S4-30K7-ffff-gghhh-i_jj-kk
Nombre Coanda Series Start S2 - 160W 30K70 T2S4

Ensayo

Código Coanda Series Start S2 160W COS2-160W2S4-30K7-ffff-gghhh-i_jj-kk 30K70 T2S4
Nombre Coanda Series Start S2 - 160W 30K70 T2S4

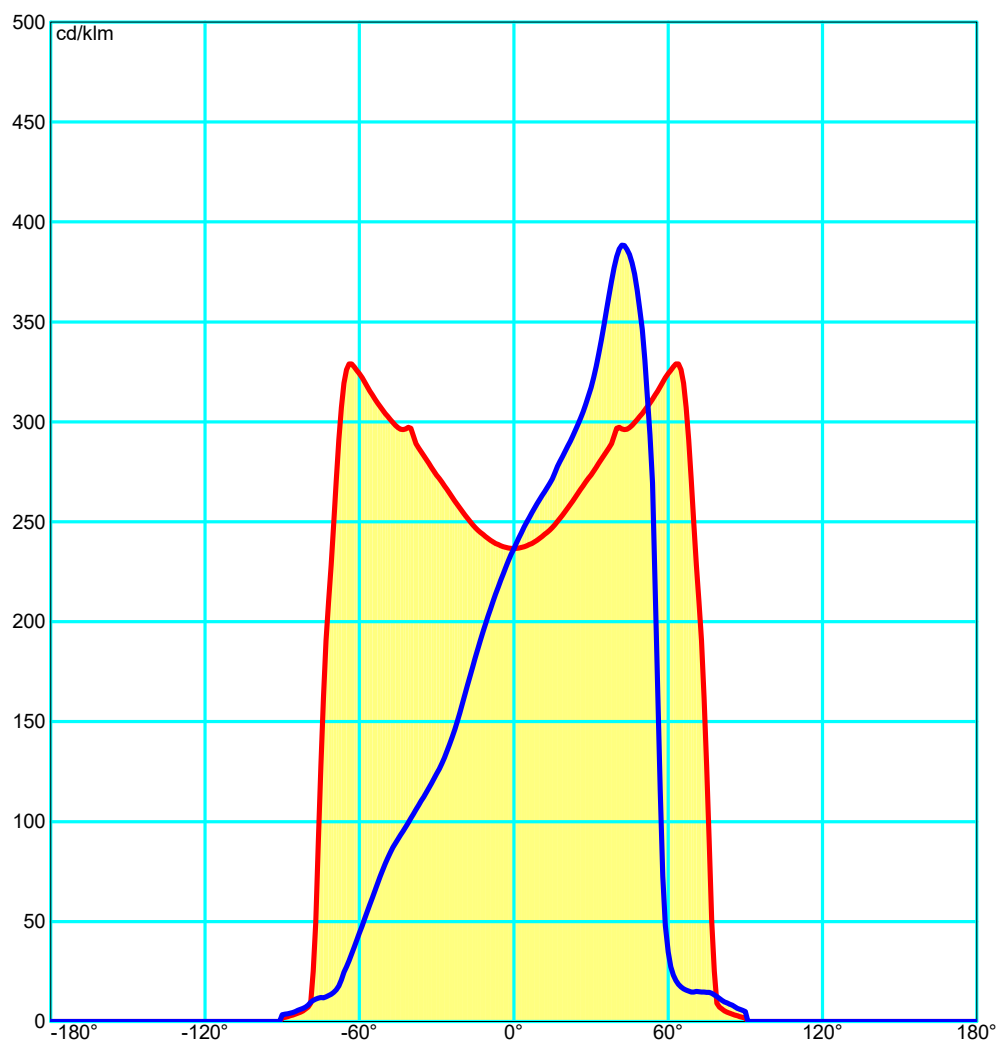
Flujo Luminaria	21600.00 lm	Potencia luminaria	160.00 W	Eficiencia	135.00 lm/W	Rendimiento	100.00%
Flujo de Lámpara	21600.00 lm	Valor Máximo	506.17 cd/klm	Posición	C=20.00 G=64.00	CG	Asimétrico

730mm x 280mm



Semiplanos C

180.0 — 0.0
270.0 — 90.0



Luminaria

Código COS2-160W2S4-30K7-ffff-gghhh-i_jj-kk
Nombre Coanda Series Start S2 - 160W 30K70 T2S4

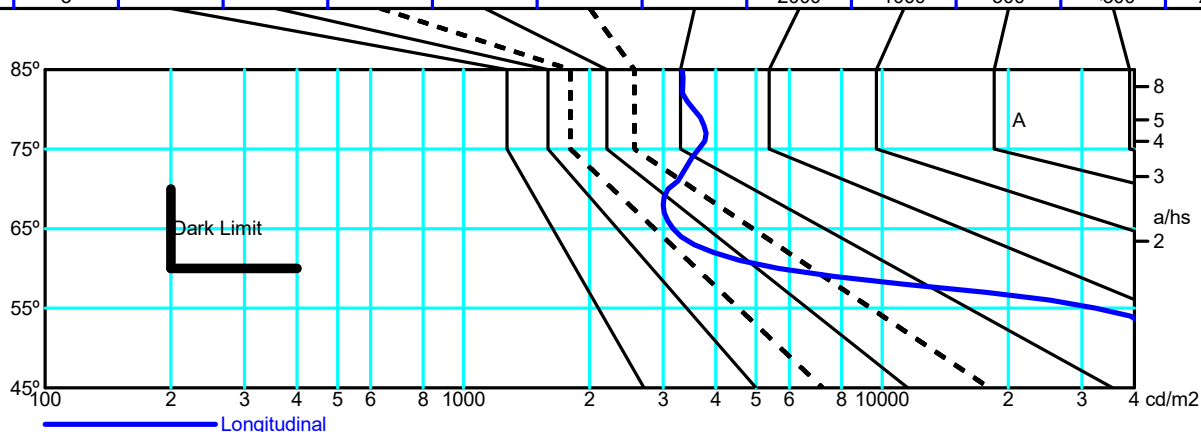
Ensayo

Código Coanda Series Start S2 160W COS2-160W2S4-30K7-ffff-gghhh-i_jj-kk 30K70 T2S4
Nombre Coanda Series Start S2 - 160W 30K70 T2S4

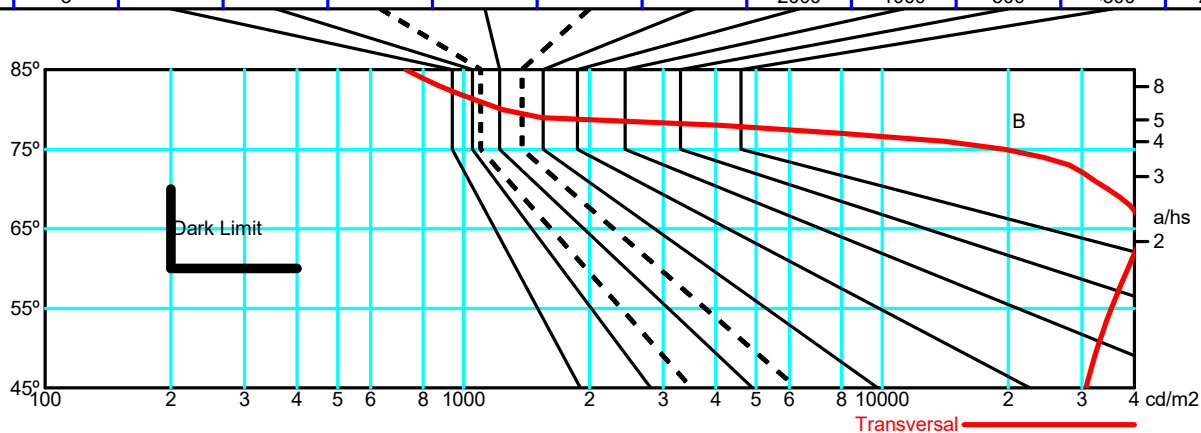
Flujo Luminaria	21600.00 lm	Potencia luminaria	160.00 W	Eficiencia	135.00 lm/W	Rendimiento	100.00%
Flujo de Lámpara	21600.00 lm	Valor Máximo	506.17 cd/klm	Posición	C=20.00 G=64.00	CG	Asimétrico

Luminancia Media [cd/m²]										
0.0°	45°	50°	55°	60°	65°	70°	75°	80°	85°	
30699	32640	35258	38635	41652	34563	19620	1239	728	---	
48959	47285	32303	5650	3169	3081	3644	3546	3328	---	

Flujo montado o vista longitudinal												
Iluminancia (lx)												
A	A	2000	1000	750	500	<300						1.15
B	1		2000	1500	1000	750	<300					1.5
C					2000	1000	500	<300				1.85
D	2					2000	1000	500	<300			2.2
E	3						2000	1000	500	<300		2.55



Flujo montado o vista transversal												
Iluminancia (lx)												
A	A	2000	1000	750	500	<300						1.15
B	1		2000	1500	1000	750	500	<300				1.5
C					2000	1000	500	<300				1.85
D	2					2000	1000	500	<300			2.2
E	3						2000	1000	500	<300		2.55



Luminaria

Código COS2-160W2S4-30K7-ffff-gghhh-i_jj-kk
Nombre Coanda Series Start S2 - 160W 30K70 T2S4

Ensayo

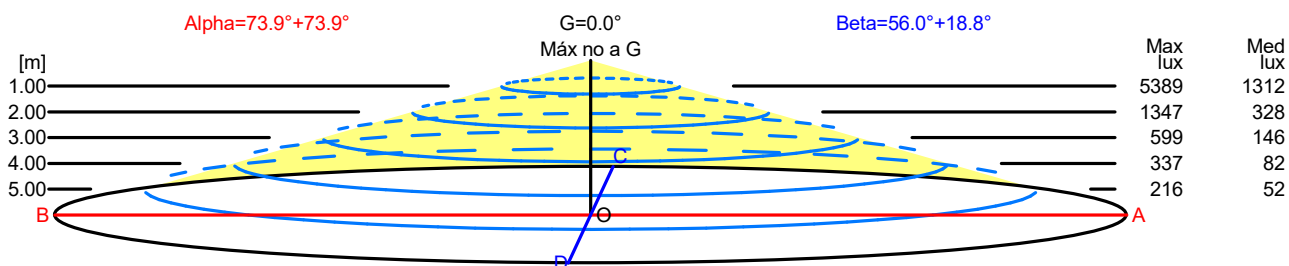
Código Coanda Series Start S2 160W COS2-160W2S4-30K7-ffff-gghhh-i_jj-kk 30K70 T2S4
Nombre Coanda Series Start S2 - 160W 30K70 T2S4

Flujo Luminaria	21600.00 lm	Potencia luminaria	160.00 W	Eficiencia	135.00 lm/W	Rendimiento	100.00%
Flujo de Lámpara	21600.00 lm	Valor Máximo	506.17 cd/klm	Posición	C=20.00 G=64.00	CG	Asimétrico

Apertura a 50.00 % de Max Intensidad

H[m]	1.00	2.00	3.00	4.00	5.00	H[m]	1.00	2.00	3.00	4.00	5.00
OA	3.47	6.94	10.40	13.87	17.34	OC	1.49	2.97	4.46	5.94	7.43
OB	3.47	6.94	10.40	13.87	17.34	OD	0.34	0.68	1.02	1.36	1.70

	0	5	15	25	35	45	55	65	75	85
OA	5110.85	5141.08	5338.99	5707.00	6117.16	6417.81	6769.05	7042.61	2767.23	79.13
OB	5110.85	5141.08	5338.99	5707.00	6117.16	6417.81	6769.05	7042.61	2767.23	79.13
OC	5110.85	5395.41	5864.13	6450.95	7518.35	8287.79	4713.29	374.21	315.99	175.35
OD	5110.85	4769.32	3928.19	2996.35	2426.16	1971.11	1339.45	591.27	257.80	107.83



H[m]	D[m]	Max lux	Med lux	Alpha=73.9°+73.9°	G=0.0 Máx no a G
1.00	6.94	5389	1312		
2.00	13.87	1347	328		
3.00	20.81	599	146		
4.00	27.75	337	82		
5.00	34.68	216	52		

H[m]	D[m]	Max lux	Med lux	Beta=18.8°+56.0°	G=0.0 Máx no a G
1.00	1.83	5389	1312		
2.00	3.65	1347	328		
3.00	5.48	599	146		
4.00	7.31	337	82		
5.00	9.13	216	52		

Luminaria

Código COS2-160W2S4-30K7-ffff-gghhh-i_jj-kk
Nombre Coanda Series Start S2 - 160W 30K70 T2S4

Ensayo

Código Coanda Series Start S2 160W COS2-160W2S4-30K7-ffff-gghhh-i_jj-kk 30K70 T2S4
Nombre Coanda Series Start S2 - 160W 30K70 T2S4

Flujo Luminaria	21600.00 lm	Potencia luminaria	160.00 W	Eficiencia	135.00 lm/W	Rendimiento	100.00%
Flujo de Lámpara	21600.00 lm	Valor Máximo	506.17 cd/klm	Posición	C=20.00 G=64.00	CG	Asimétrico

Flujo Total=21600.00 Flujo Luminaria=21600.00

RI	0.60	0.80	1.00	1.25	1.50	2.00	2.50	3.00	4.00	5.00	10.00	20.00
DRR	0.23	0.33	0.41	0.49	0.56	0.65	0.72	0.76	0.82	0.85	0.92	0.96
RC	7	6	6	6	6	5	5	5	5	5	5	5

Flujo Zonal por 1000 Lúmenes

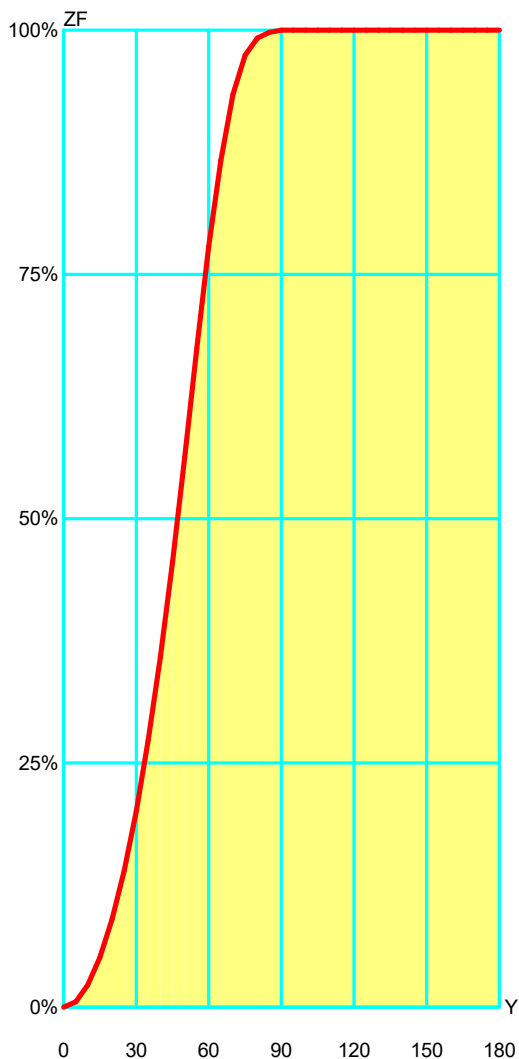
Y°	10	20	30	40	50	60	70	80	90	100	110	120	130	140	150	160	170	180
ZF(Y)	23	90	201	358	562	779	934	992	1000	1000	1000	1000	1000	1000	1000	1000	1000	1000

Códigos de Flujo C.I.E.

38 78 97 100 100

C.I.E. 7/6/6/6/5/5/5/5/5/5
D DIN 5040 A20
F UTE 1.00 E
B NBN BZ 6 / 0.8 / BZ 5
RN 0.00000 %
BLF 1.0

LOR 100.00000 %
ULOR 0.00000 %
DLOR 100.00000 %
UFF 0.00000 %
DFF 100.00000 %
FFR 0.00000 %



Flujo Zonal				
Gamma °	Flujo	Suma lm	Flujo [%]	Suma [%]
0°	0.00	0.00	0.00 %	0.00 %
5°	5.66	5.66	0.57 %	0.57 %
10°	16.94	22.59	1.69 %	2.26 %
15°	28.08	50.67	2.81 %	5.07 %
20°	39.07	89.74	3.91 %	8.97 %
25°	49.99	139.73	5.00 %	13.97 %
30°	60.99	200.72	6.10 %	20.07 %
35°	72.46	273.18	7.25 %	27.32 %
40°	84.93	358.11	8.49 %	35.81 %
45°	97.30	455.41	9.73 %	45.54 %
50°	107.06	562.47	10.71 %	56.25 %
55°	112.02	674.49	11.20 %	67.45 %
60°	104.09	778.58	10.41 %	77.86 %
65°	88.08	866.66	8.81 %	86.67 %
70°	67.69	934.35	6.77 %	93.43 %
75°	40.13	974.48	4.01 %	97.45 %
80°	17.29	991.76	1.73 %	99.18 %
85°	5.72	997.48	0.57 %	99.75 %
90°	2.52	1000.00	0.25 %	100.00 %
95°	0.00	1000.00	0.00 %	100.00 %
100°	0.00	1000.00	0.00 %	100.00 %
105°	0.00	1000.00	0.00 %	100.00 %
110°	0.00	1000.00	0.00 %	100.00 %
115°	0.00	1000.00	0.00 %	100.00 %
120°	0.00	1000.00	0.00 %	100.00 %
125°	0.00	1000.00	0.00 %	100.00 %
130°	0.00	1000.00	0.00 %	100.00 %
135°	0.00	1000.00	0.00 %	100.00 %
140°	0.00	1000.00	0.00 %	100.00 %
145°	0.00	1000.00	0.00 %	100.00 %
150°	0.00	1000.00	0.00 %	100.00 %
155°	0.00	1000.00	0.00 %	100.00 %
160°	0.00	1000.00	0.00 %	100.00 %
165°	0.00	1000.00	0.00 %	100.00 %
170°	0.00	1000.00	0.00 %	100.00 %
175°	0.00	1000.00	0.00 %	100.00 %
180°	0.00	1000.00	0.00 %	100.00 %

Luminaria

Código COS2-160W2S4-30K7-ffff-gghhh-i_jj-kk
Nombre Coanda Series Start S2 - 160W 30K70 T2S4

Ensayo

Código Coanda Series Start S2 160W COS2-160W2S4-30K7-ffff-gghhh-i_jj-kk 30K70 T2S4
Nombre Coanda Series Start S2 - 160W 30K70 T2S4

Flujo Luminaria	21600.00 lm	Potencia luminaria	160.00 W	Eficiencia	135.00 lm/W	Rendimiento	100.00%
Flujo de Lámpara	21600.00 lm	Valor Máximo	506.17 cd/klm	Posición	C=20.00 G=64.00	CG	Asimétrico

Utilización CIE

Montaje	Directo				Normalización			Normalizados			Raz. de Susp.				1/3		CIE Estándar									
Techo																										
K	8873	8773	8871	8771	7773	7771	7753	7553	7751	7551	7731	7331	7711	7111	5551	5531	5331	5511	5111	3331	3311	1111	0000			
0.60	228	205	186	168	195	160	115	97	94	80	49	37	17	11	75	40	35	14	11	33	12	10	0			
0.80	261	240	197	181	228	173	143	125	107	94	59	47	23	17	88	49	44	19	16	42	17	15	0			
1.00	283	264	198	185	251	177	166	148	113	102	66	54	29	22	95	56	51	25	21	49	22	19	0			
1.25	302	284	193	183	270	176	189	171	117	107	72	61	35	28	101	62	58	31	27	55	28	25	0			
1.50	315	299	187	179	285	172	207	191	119	110	76	66	41	34	104	67	63	37	32	60	33	30	0			
2.00	331	318	174	168	303	163	235	220	118	112	82	73	51	44	106	74	70	46	42	67	42	39	0			
2.50	341	330	164	159	315	155	255	242	117	112	86	78	58	51	107	78	75	53	49	72	49	46	0			
3.00	348	339	156	152	324	148	271	258	116	112	88	82	64	57	107	82	79	59	55	76	55	52	0			
4.00	358	351	146	143	336	140	292	282	115	111	92	87	72	66	107	86	84	68	64	81	64	61	0			
5.00	365	359	139	138	344	134	307	298	114	111	95	91	78	73	107	90	88	74	71	85	70	67	0			
10.00	379	376	125	124	361	122	340	335	111	110	101	99	91	88	107	97	96	88	86	93	84	82	0			
20.00	387	385	117	117	370	115	359	356	110	109	104	103	99	97	106	101	100	96	95	98	93	91	0			

Pared

K	8873	8773	8871	8771	7773	7771	7753	7553	7751	7551	7731	7331	7711	7111	5551	5531	5331	5511	5111	3331	3311	1111	0000
0.60	502	490	450	441	483	436	381	373	352	346	295	290	254	252	343	291	289	252	252	288	252	251	231
0.80	563	550	489	480	540	474	440	430	395	389	339	334	297	294	384	334	332	295	294	330	294	293	269
1.00	603	590	510	502	578	495	482	471	423	417	369	363	328	324	411	363	361	325	324	358	323	322	295
1.25	635	623	523	516	608	508	519	508	444	438	394	388	355	351	431	387	385	351	349	382	349	347	317
1.50	658	646	530	524	630	516	547	536	458	453	412	406	374	370	445	404	402	371	368	398	367	365	333
2.00	678	668	526	522	649	514	578	567	467	462	428	422	395	390	453	419	417	390	387	412	386	382	346
2.50	690	681	521	518	660	510	598	588	471	467	437	432	407	403	457	427	425	402	399	420	397	392	353
3.00	696	688	515	512	666	505	611	601	471	467	441	436	415	410	457	431	429	408	406	423	402	397	356
4.00	707	701	510	508	676	500	631	623	474	471	449	445	428	423	460	439	438	420	418	430	413	407	363
5.00	716	711	508	507	685	499	646	639	477	475	456	453	438	434	464	446	444	429	427	436	422	415	369
10.00	736	733	505	504	704	497	682	677	485	484	473	471	462	459	472	462	461	452	450	451	442	434	383
20.00	743	741	500	499	711	492	698	696	486	485	479	478	473	471	473	467	467	462	461	456	451	441	388

P.Trab.

K	8873	8773	8871	8771	7773	7771	7753	7553	7751	7551	7731	7331	7711	7111	5551	5531	5331	5511	5111	3331	3311	1111	0000
0.60	537	524	501	491	516	485	391	383	377	370	303	299	250	249	366	299	297	249	248	296	248	248	229
0.80	658	643	606	595	630	586	495	482	475	408	402	352	349	349	468	401	399	350	348	396	348	347	327
1.00	750	735	683	674	719	663	598	586	566	558	493	486	437	433	549	484	482	433	431	478	431	429	409
1.25	838	823	755	746	803	735	690	676	646	638	577	570	523	518	627	567	564	518	516	559	514	511	493
1.50	903	888	806	799	865	786	760	746	706	698	642	634	589	584	686	630	627	583	580	620	579	575	556
2.00	996	983	878	872	956	859	864	850	792	786	737	730	691	684	771	724	721	683	679	712	676	671	654
2.50	1000	1000	921	916	1000	903	934	920	847	841	799	792	758	751	825	784	781	748	745	771	740	733	717
3.00	1000	1000	950	946	1000	933	983	970	885	880	843	836	806	799	863	827	824	795	791	813	785	777	763
4.00	1000	1000	986	983	1000	969	1000	1000	932	928	898	892	867	861	909	880	878	854	850	865	842	832	818
5.00	1000	1000	1000	1000	1000	991	1000	1000	960	956	931	926	905	899	937	913	910	890	887	896	877	865	852
10.00	1000	1000	1000	1000	1000	1000	1000	1000	1000	1000	1000	1000	997	985	981	993	980	979	967	965	961	950	923
20.00	1000	1000	1000	1000	1000	1000	1000	1000	1000	1000	1000	1000	1000	1000	1000	1000	1000	1000	1000	996	990	972	961

LM53 SHR C0-C180: 1.833 SHR C90-C270: 2.145 SHR Superficial: 2.900

Luminaria

Código COS2-160W2S4-30K7-ffff-gghhh-i_jj-kk

Nombre Coanda Series Start S2 - 160W 30K70 T2S4

Ensayo

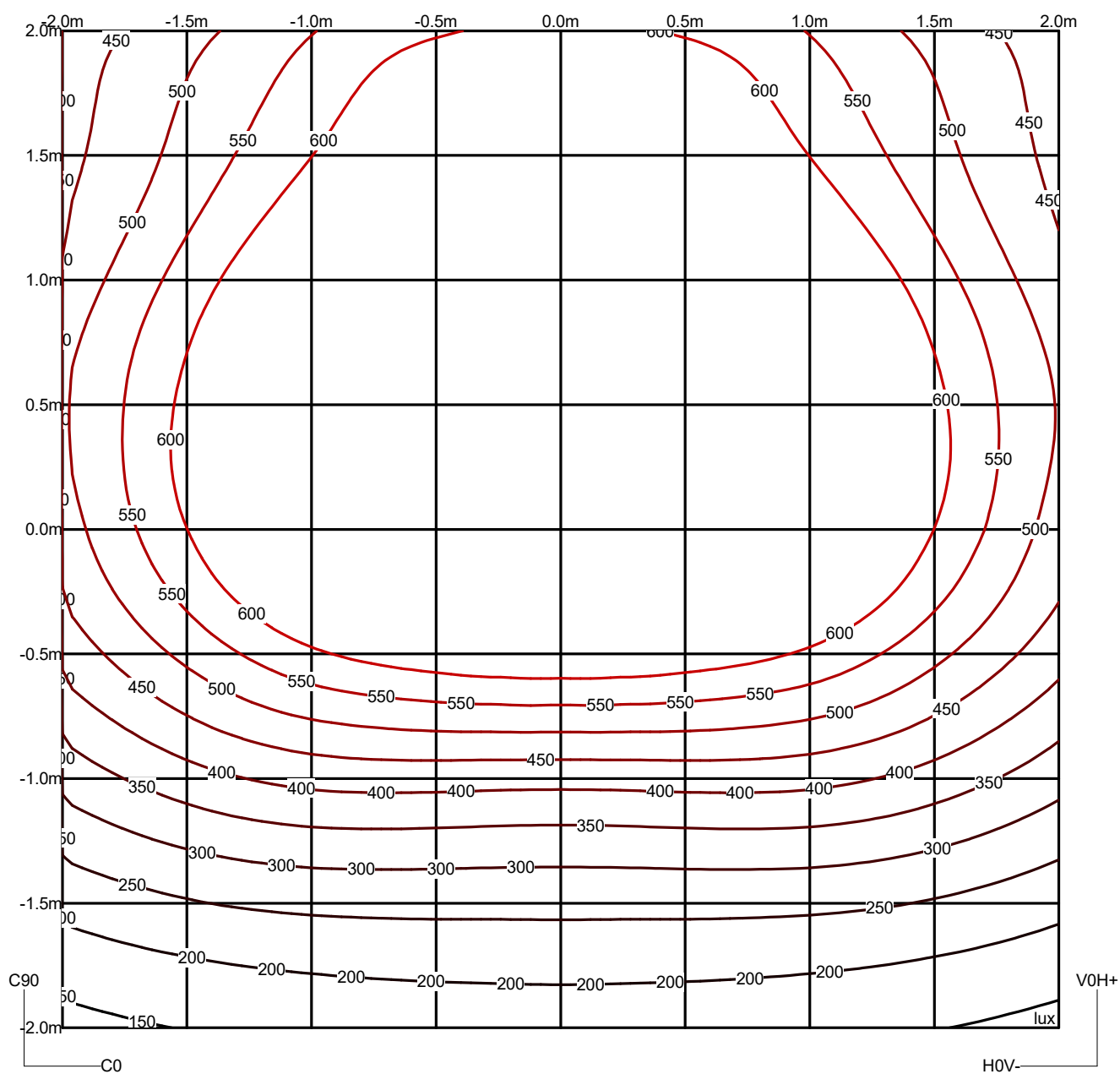
Código Coanda Series Start S2 160W COS2-160W2S4-30K7-ffff-gghhh-i_jj-kk 30K70 T2S4

Nombre Coanda Series Start S2 - 160W 30K70 T2S4

Flujo Luminaria	21600.00 lm	Potencia luminaria	160.00 W	Eficiencia	135.00 lm/W	Rendimiento	100.00%
Flujo de Lámpara	21600.00 lm	Valor Máximo	506.17 cd/klm	Posición	C=20.00 G=64.00	CG	Asimétrico

Isolux (Suelo)

Posición Luminaria X=0.00m Y=0.00m Z=2.50m



Luminaria

Código COS2-160W2S4-30K7-ffff-gghhh-i_jj-kk

Nombre Coanda Series Start S2 - 160W 30K70 T2S4

Ensayo

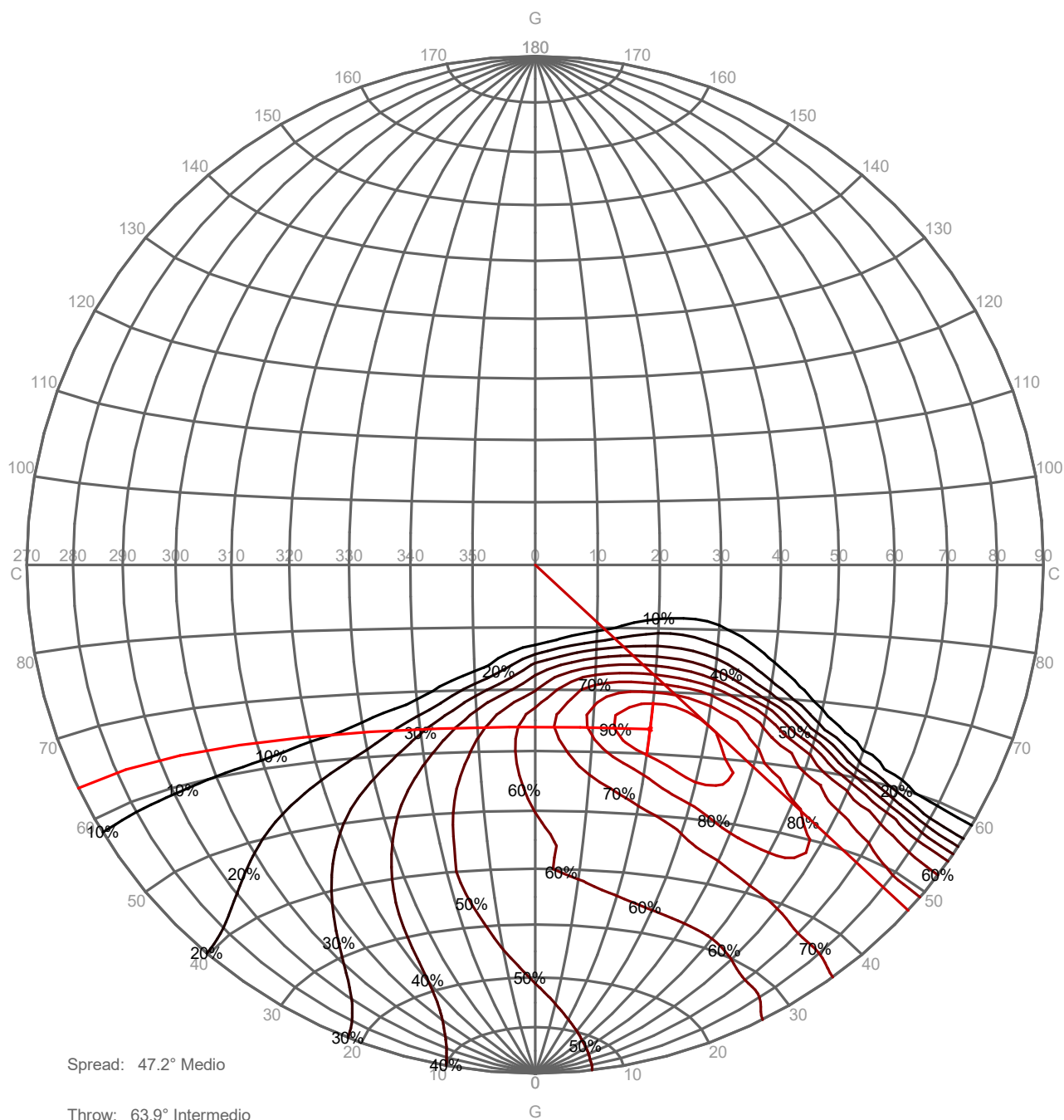
Código Coanda Series Start S2 160W COS2-160W2S4-30K7-ffff-gghhh-i_jj-kk 30K70 T2S4

Nombre Coanda Series Start S2 - 160W 30K70 T2S4

Flujo Luminaria	21600.00 lm	Potencia luminaria	160.00 W	Eficiencia	135.00 lm/W	Rendimiento	100.00%
Flujo de Lámpara	21600.00 lm	Valor Máximo	506.17 cd/klm	Posición	C=20.00 G=64.00	CG	Asimétrico

PORCENTAJE ISOCANDELAS

Proyección: Equivalente SLI (deslumbramiento) 6.3 Concentrado Ángulo de Inclinación:0°



Luminaria

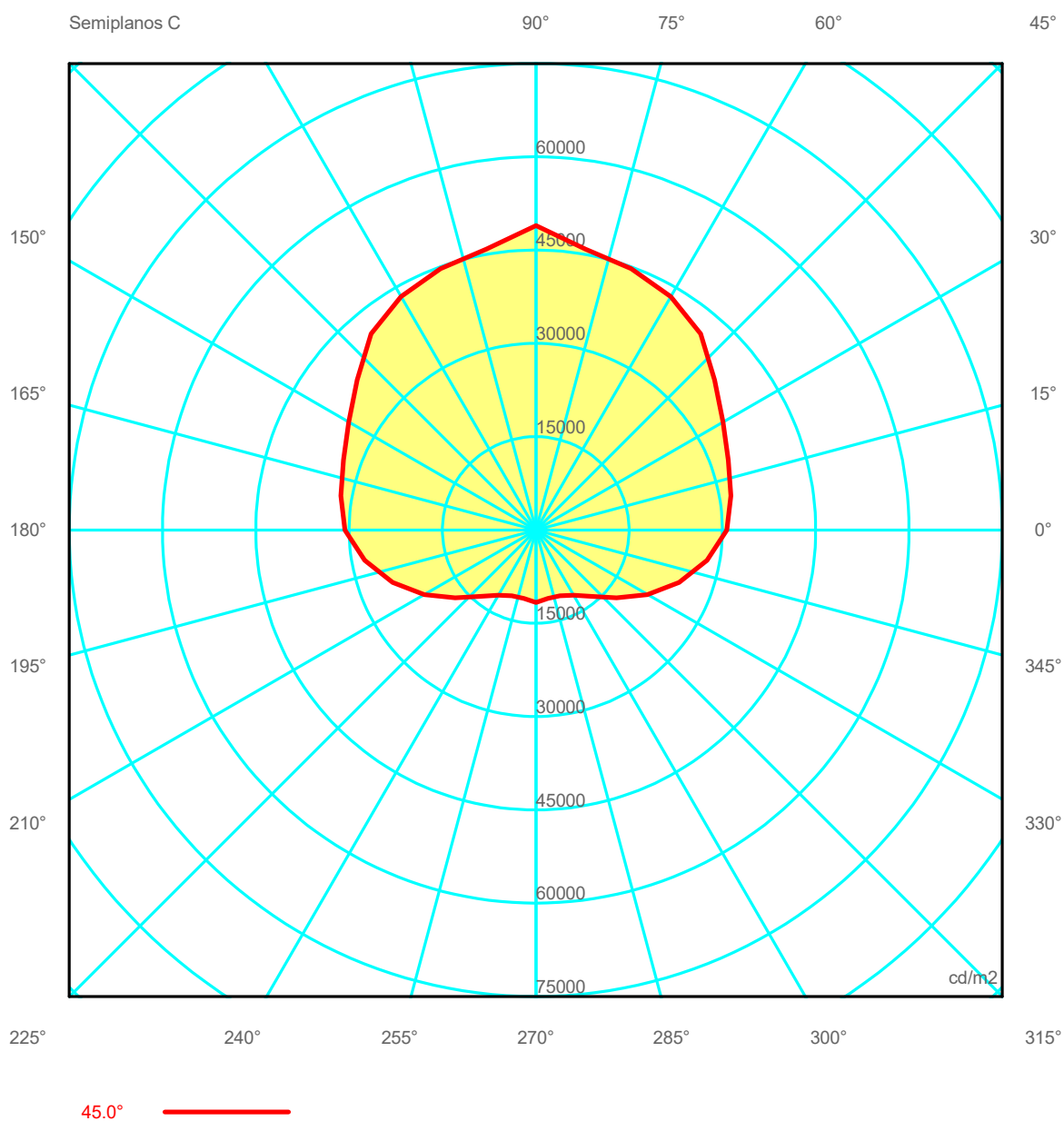
Código COS2-160W2S4-30K7-ffff-gghhh-i_jj-kk
Nombre Coanda Series Start S2 - 160W 30K70 T2S4

Ensayo

Código Coanda Series Start S2 160W COS2-160W2S4-30K7-ffff-gghhh-i_jj-kk 30K70 T2S4
Nombre Coanda Series Start S2 - 160W 30K70 T2S4

Flujo Luminaria	21600.00 lm	Potencia luminaria	160.00 W	Eficiencia	135.00 lm/W	Rendimiento	100.00%
Flujo de Lámpara	21600.00 lm	Valor Máximo	506.17 cd/klm	Posición	C=20.00 G=64.00	CG	Asimétrico

Luminancia



Luminaria

Código COS2-160W2S4-30K7-ffff-gghhh-i_jj-kk

Nombre Coanda Series Start S2 - 160W 30K70 T2S4

Ensayo

Código Coanda Series Start S2 160W COS2-160W2S4-30K7-ffff-gghhh-i_jj-kk 30K70 T2S4

Nombre Coanda Series Start S2 - 160W 30K70 T2S4

Flujo Luminaria	21600.00 lm	Potencia luminaria	160.00 W	Eficiencia	135.00 lm/W	Rendimiento	100.00%
Flujo de Lámpara	21600.00 lm	Valor Máximo	506.17 cd/klm	Posición	C=20.00 G=64.00	CG	Asimétrico

Luminance cd/m2

Tabla 1/3

	C 0.00	C 10.00	C 20.00	C 30.00	C 40.00	C 50.00	C 60.00	C 70.00	C 80.00	C 90.00	C 100.00	C 110.00	C 120.00
G 0.0	25004.17	25004.17	25004.17	25004.17	25004.17	25004.17	25004.17	25004.17	25004.17	25004.17	25004.17	25004.17	25004.17
G 5.0	24299.07	24491.65	24696.09	24896.59	25105.30	25316.53	25520.81	25730.53	25913.38	26106.08	25913.38	25730.53	25520.81
G 10.0	24035.29	24379.43	24719.39	25046.58	25387.97	25734.26	26081.02	26455.16	26809.05	27196.48	26809.05	26455.16	26081.02
G 15.0	24152.57	24606.95	25028.43	25416.80	25816.26	26248.92	26717.65	27245.89	27793.94	28398.58	27793.94	27245.89	26717.65
G 20.0	24680.78	25212.42	25663.64	26030.81	26507.68	27097.54	27782.12	28484.18	29258.84	30197.55	29258.84	28484.18	27782.12
G 25.0	25498.94	26113.37	26588.14	26978.65	27398.08	27957.63	28913.18	29882.84	30876.21	32248.13	30876.21	29882.84	28913.18
G 30.0	26522.68	27259.73	27716.70	28105.06	28605.76	29348.69	30556.51	32030.88	33366.43	35208.14	33366.43	32030.88	30556.51
G 35.0	27833.92	28553.30	29097.01	29703.06	30384.91	31480.22	33271.70	35702.95	37659.95	40095.74	37659.95	35702.95	33271.70
G 40.0	29779.45	30877.82	31271.99	31668.98	32889.25	35173.14	38042.27	41092.13	43226.93	46141.10	43226.93	41092.13	38042.27
G 45.0	30698.99	31840.64	32928.23	34754.35	37518.63	41182.01	43379.13	44717.68	45867.58	48958.64	45867.58	44717.68	43379.13
G 50.0	32639.51	34383.25	36184.31	39540.42	45028.97	46108.65	45326.39	44506.48	44451.29	47285.07	44451.29	44506.48	45326.39
G 55.0	35257.93	38319.29	42316.65	48820.00	49368.48	46800.73	42900.45	38472.26	32999.02	32302.89	32999.02	38472.26	42900.45
G 60.0	38634.66	44624.15	53119.30	55410.93	49508.87	42153.72	27534.49	10546.38	5485.15	5650.35	5485.15	10546.38	27534.49
G 65.0	41651.62	52036.62	62219.47	56761.79	45821.46	23200.29	4115.43	2525.81	2734.19	3168.51	2734.19	2525.81	4115.43
G 70.0	34562.82	50863.79	53494.18	46501.04	24276.45	4664.16	1974.35	2217.58	2566.13	3080.60	2566.13	2217.58	1974.35
G 75.0	19619.69	31225.99	32352.27	24499.42	8065.09	1859.69	1962.54	2519.95	3015.51	3644.18	3015.51	2519.95	1962.54
G 80.0	1238.70	5634.82	13702.50	9607.81	2520.06	1617.34	1942.64	2460.80	2897.52	3545.93	2897.52	2460.80	1942.64
G 85.0	727.88	767.61	2021.06	3485.53	1250.29	1369.53	1669.42	2114.54	2530.00	3328.43	2530.00	2114.54	1669.42
G 90.0	393.50	417.20	532.96	832.53	779.37	1038.54	1343.24	1825.94	2146.53	3097.14	2146.53	1825.94	1343.24

Luminaria

Código COS2-160W2S4-30K7-ffff-gghhh-i_jj-kk

Nombre Coanda Series Start S2 - 160W 30K70 T2S4

Ensayo

Código Coanda Series Start S2 160W COS2-160W2S4-30K7-ffff-gghhh-i_jj-kk 30K70 T2S4

Nombre Coanda Series Start S2 - 160W 30K70 T2S4

Flujo Luminaria	21600.00 lm	Potencia luminaria	160.00 W	Eficiencia	135.00 lm/W	Rendimiento	100.00%
Flujo de Lámpara	21600.00 lm	Valor Máximo	506.17 cd/klm	Posición	C=20.00 G=64.00	CG	Asimétrico

Luminance cd/m2
Tabla 2/3

	C 130.00	C 140.00	C 150.00	C 160.00	C 170.00	C 180.00	C 190.00	C 200.00	C 210.00	C 220.00	C 230.00	C 240.00	C 250.00
G 0.0	25004.17	25004.17	25004.17	25004.17	25004.17	25004.17	25004.17	25004.17	25004.17	25004.17	25004.17	25004.17	25004.17
G 5.0	25316.53	25105.30	24896.59	24696.09	24491.65	24299.07	24003.94	23712.64	23461.11	23246.61	23077.98	22979.59	22931.42
G 10.0	25734.26	25387.97	25046.58	24719.39	24379.43	24035.29	23455.20	22858.94	22312.36	21811.33	21401.68	21117.04	20954.25
G 15.0	26248.92	25816.26	25416.80	25028.43	24606.95	24152.57	23307.79	22390.16	21491.03	20638.94	19890.43	19318.84	18914.28
G 20.0	27097.54	26507.68	26030.81	25663.64	25212.42	24680.78	23567.86	22319.65	21033.27	19732.21	18560.27	17616.14	16926.78
G 25.0	27957.63	27398.08	26978.65	26588.14	26113.37	25498.94	24149.30	22578.02	20890.35	19138.99	17511.89	16127.39	15183.99
G 30.0	29348.69	28605.76	28105.06	27716.70	27259.73	26522.68	24895.20	22989.53	20936.14	18748.07	16676.09	14969.27	13886.21
G 35.0	31480.22	30384.91	29703.06	29097.01	28553.30	27833.92	25918.39	23620.80	21054.07	18360.26	15855.67	13968.01	12934.04
G 40.0	35173.14	32889.25	31668.98	31271.99	30877.82	29779.45	27207.89	24247.04	21013.81	17764.91	14967.51	13050.03	12081.43
G 45.0	41182.01	37518.63	34754.35	32928.23	31840.64	30698.99	27941.22	24526.77	20698.04	16929.32	13922.56	12083.23	11239.82
G 50.0	46108.65	45028.97	39540.42	36184.31	34383.25	32639.51	29062.76	24760.44	19959.92	15554.42	12514.63	10946.56	10229.59
G 55.0	46800.73	49368.48	48820.00	42316.65	38319.29	35257.93	30184.95	24302.75	17946.33	13094.35	10407.70	9234.99	8620.98
G 60.0	42153.72	49508.87	55410.93	53119.30	44624.15	38634.66	30707.56	21881.25	13500.04	8961.91	7179.99	6588.06	6406.82
G 65.0	23200.29	45821.46	56761.79	62219.47	52036.62	41651.62	28547.47	15326.45	6874.86	4907.21	3927.04	3773.17	3809.81
G 70.0	4664.16	24276.45	46501.04	53494.18	50863.79	34562.82	17392.84	4081.69	2692.19	2282.82	2100.47	2140.75	2257.95
G 75.0	1859.69	8065.09	24499.42	32352.27	31225.99	19619.69	2011.89	1459.34	1567.83	1646.39	1685.86	1847.85	2079.02
G 80.0	1617.34	2520.06	9607.81	13702.50	5634.82	1238.70	1270.58	1320.71	1302.88	1365.28	1400.40	1547.63	1723.00
G 85.0	1369.53	1250.29	3485.53	2021.06	767.61	727.88	705.05	806.64	922.21	940.45	971.17	1106.34	1278.82
G 90.0	1038.54	779.37	832.53	532.96	417.20	393.50	396.77	496.40	578.09	600.29	641.19	748.53	931.90

Luminaria

Código COS2-160W2S4-30K7-ffff-gghhh-i_jj-kk
Nombre Coanda Series Start S2 - 160W 30K70 T2S4

Ensayo

Código Coanda Series Start S2 160W COS2-160W2S4-30K7-ffff-gghhh-i_jj-kk 30K70 T2S4
Nombre Coanda Series Start S2 - 160W 30K70 T2S4

Flujo Luminaria	21600.00 lm	Potencia luminaria	160.00 W	Eficiencia	135.00 lm/W	Rendimiento	100.00%
Flujo de Lámpara	21600.00 lm	Valor Máximo	506.17 cd/klm	Posición	C=20.00 G=64.00	CG	Asimétrico

Luminance cd/m2 Tabla 3/3

	C 260.00	C 270.00	C 280.00	C 290.00	C 300.00	C 310.00	C 320.00	C 330.00	C 340.00	C 350.00
G 0.0	25004.17	25004.17	25004.17	25004.17	25004.17	25004.17	25004.17	25004.17	25004.17	25004.17
G 5.0	22969.70	23076.68	22969.70	22931.42	22979.59	23077.98	23246.61	23461.11	23712.64	24003.94
G 10.0	20956.28	21112.87	20956.28	20954.25	21117.04	21401.68	21811.33	22312.36	22858.94	23455.20
G 15.0	18839.35	19023.26	18839.35	18914.28	19318.84	19890.43	20638.94	21491.03	22390.16	23307.79
G 20.0	16647.24	16833.63	16647.24	16926.78	17616.14	18560.27	19732.21	21033.27	22319.65	23567.86
G 25.0	14776.10	14978.67	14776.10	15183.99	16127.39	17511.89	19138.99	20890.35	22578.02	24149.30
G 30.0	13480.37	13741.69	13480.37	13886.21	14969.27	16676.09	18748.07	20936.14	22989.53	24895.20
G 35.0	12607.45	12938.84	12607.45	12934.04	13968.01	15855.67	18360.26	21054.07	23620.80	25918.39
G 40.0	11850.84	12260.27	11850.84	12081.43	13050.03	14967.51	17764.91	21013.81	24247.04	27207.89
G 45.0	11147.35	11643.97	11147.35	11239.82	12083.23	13922.56	16929.32	20698.04	24526.77	27941.22
G 50.0	10221.96	10773.04	10221.96	10229.59	10946.56	12514.63	15554.42	19959.92	24760.44	29062.76
G 55.0	8652.12	9180.04	8652.12	8620.98	9234.99	10407.70	13094.35	17946.33	24302.75	30184.95
G 60.0	6726.44	7200.51	6726.44	6406.82	6588.06	7179.99	8961.91	13500.04	21881.25	30707.56
G 65.0	4413.10	5006.32	4413.10	3809.81	3773.17	3927.04	4907.21	6874.86	15326.45	28547.47
G 70.0	2595.14	3053.62	2595.14	2257.95	2140.75	2100.47	2282.82	2692.19	4081.69	17392.84
G 75.0	2429.91	2973.13	2429.91	2079.02	1847.85	1685.86	1646.39	1567.83	1459.34	2011.89
G 80.0	2009.49	2537.38	2009.49	1723.00	1547.63	1400.40	1365.28	1302.88	1320.71	1270.58
G 85.0	1584.81	2046.77	1584.81	1278.82	1106.34	971.17	940.45	922.21	806.64	705.05
G 90.0	1261.15	2046.86	1261.15	931.90	748.53	641.19	600.29	578.09	496.40	396.77

Luminaria

Código COS2-160W2S4-30K7-ffff-gghhh-i_jj-kk
Nombre Coanda Series Start S2 - 160W 30K70 T2S4

Ensayo

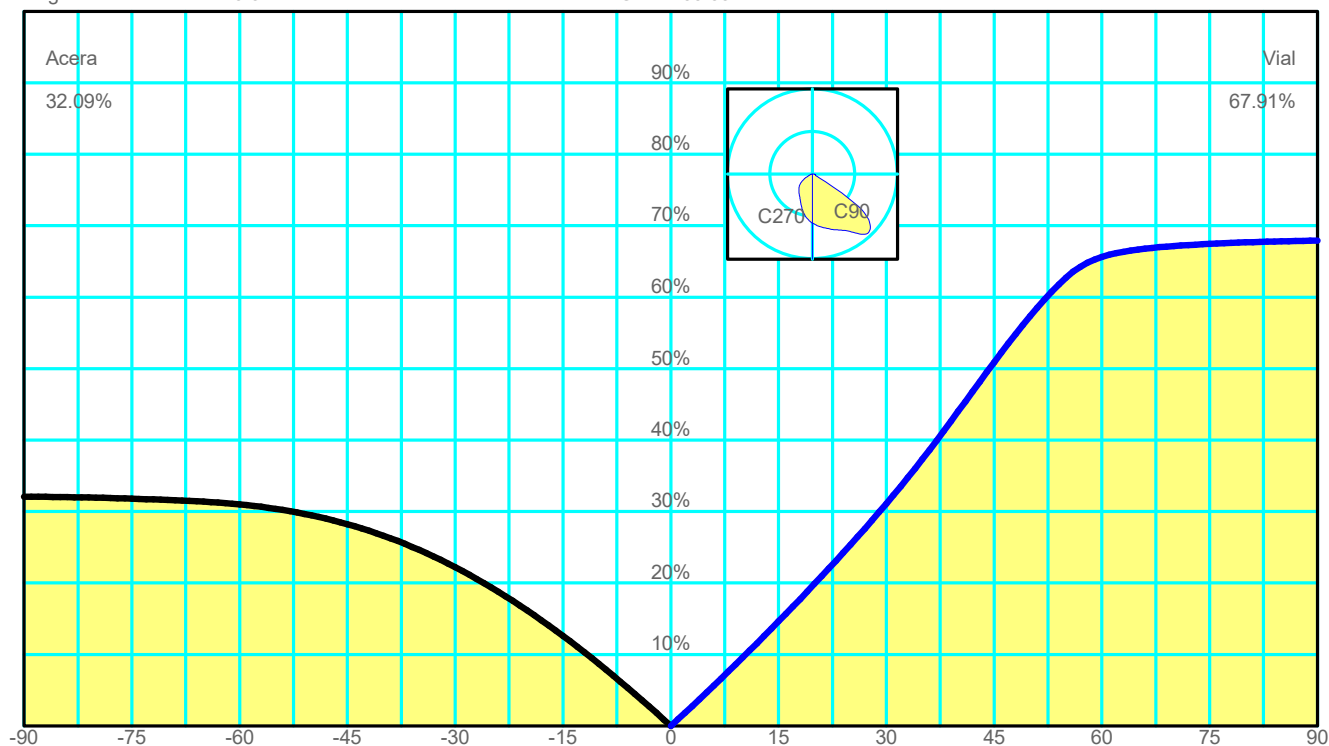
Código Coanda Series Start S2 160W COS2-160W2S4-30K7-ffff-gghhh-i_jj-kk 30K70 T2S4
Nombre Coanda Series Start S2 - 160W 30K70 T2S4

Flujo Luminaria	21600.00 lm	Potencia luminaria	160.00 W	Eficiencia	135.00 lm/W	Rendimiento	100.00%
Flujo de Lámpara	21600.00 lm	Valor Máximo	506.17 cd/klm	Posición	C=20.00 G=64.00	CG	Asimétrico

Acera			Vial		
Piano	0	0.00%	Piano	0	0.00%
Piano	-5	4.47%	Piano	5	4.69%
Piano	-10	8.69%	Piano	10	9.57%
Piano	-15	12.61%	Piano	15	14.62%
Piano	-20	16.19%	Piano	20	19.87%
Piano	-25	19.40%	Piano	25	25.33%
Piano	-30	22.21%	Piano	30	31.09%
Piano	-35	24.62%	Piano	35	37.29%
Piano	-40	26.62%	Piano	40	44.01%
Piano	-45	28.22%	Piano	45	50.88%
Piano	-50	29.46%	Piano	50	57.31%
Piano	-55	30.38%	Piano	55	62.72%
Piano	-60	31.00%	Piano	60	65.63%
Piano	-65	31.39%	Piano	65	66.66%
Piano	-70	31.63%	Piano	70	67.15%
Piano	-75	31.80%	Piano	75	67.45%
Piano	-80	31.94%	Piano	80	67.67%
Piano	-85	32.03%	Piano	85	67.81%
Piano	-90	32.09%	Piano	90	67.91%

Ángulo de Inclinación = 0.0

DLOR = 100.00%



Spread 47.2° Medio
Throw 63.9° Intermedio
SLI (deslumbramiento) Concentrado
Cutoff CIE Cutoff - Max: C=20.0° Gamma=64.0°
Cutoff Iesna Cutoff
DIN5044 KB2

IESNA Type II Short Asymmetrical

DLOR 100.0000 %
ULOR 0.00000 %
Rendimiento 100.00000 %
RN 0.00000 %
Clase de Intensidad Luminosa G4
Índice de Deslumbramiento D4

Luminaria

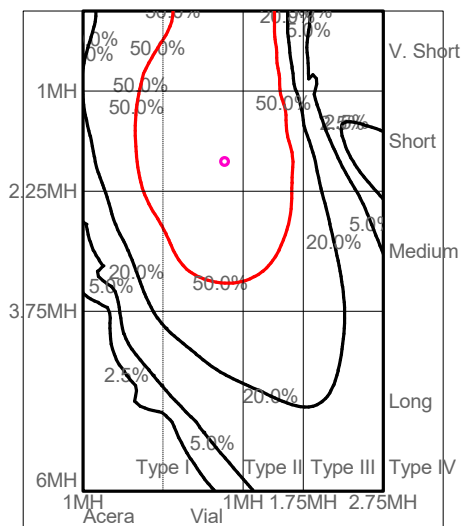
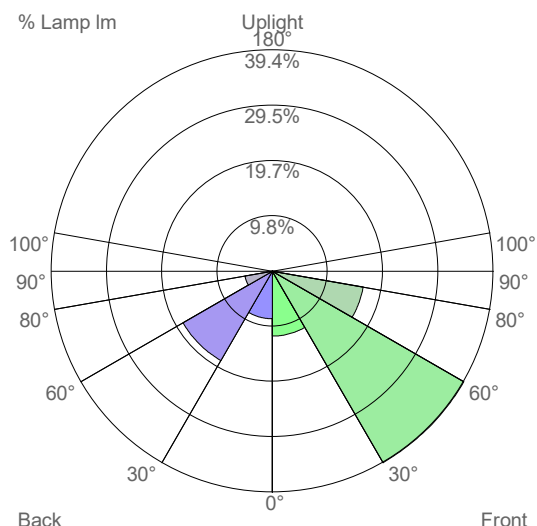
Código COS2-160W2S4-30K7-ffff-gghhh-i_jj-kk
Nombre Coanda Series Start S2 - 160W 30K70 T2S4

Ensayo

Código Coanda Series Start S2 160W COS2-160W2S4-30K7-ffff-gghhh-i_jj-kk 30K70 T2S4
Nombre Coanda Series Start S2 - 160W 30K70 T2S4

Flujo Luminaria	21600.00 lm	Potencia luminaria	160.00 W	Eficiencia	135.00 lm/W	Rendimiento	100.00%
Flujo de Lámpara	21600.00 lm	Valor Máximo	506.17 cd/klm	Posición	C=20.00 G=64.00	CG	Asimétrico

US ROAD STANDARDS



Luminaire Classification System (LCS)			
LCS Zone		Lumens	%Lamp
FL	0° -- 30°	2498.6 lm	11.6 %
FM	30° -- 60°	8504.1 lm	39.4 %
FH	60° -- 80°	3543.3 lm	16.4 %
FVH	80° -- 90°	122.3 lm	0.6 %
BL	0° -- 30°	1832.8 lm	8.5 %
BM	30° -- 60°	3970.4 lm	18.4 %
BH	60° -- 80°	1072.6 lm	5.0 %
BVH	80° -- 90°	55.9 lm	0.3 %
UL	90° -- 100°	0.0 lm	0.0 %
UH	100° -- 180°	0.0 lm	0.0 %
TOTALS		21600.0 lm	100.0 %
BUG B3 U0 G3 Type II Short Asymmetrical			